

STATISTICS
2015

Technical Sheet

Title: Statistics 2015

Date: November 2016

Edition: Universidade Eduardo Mondlane

Technical Team: Gabinete de Planificação

**Graphic, Layout: Imprensa Universitária da UEM
and Printing**
:

Printing: 100 Copies

Coverpage: Imprensa Universitária da UEM

Adress: Universidade Eduardo Mondlane
Gabinete de Planificação
Avenida Julius Nyerere, N°. 3453, Edifício da Reitoria, 1°. Andar, Maputo

E - Mail: gplan@rei.uem.mz

Website: www.plano.uem.mz

Acknowledgements

The preparation of the bilingual publication “Statistics 2015,” of the Universidade Eduardo Mondlane (UEM), was made possible by the combined effort of various stakeholders in the process of collection, analysis and systematization of the official data of the UEM.


So I thank all who contributed directly or indirectly in preparing this document, without neglecting the selfless effort of all (academic and non-academic staff) who, individually or collectively, have made this publication possible.

Special thanks are addressed to the Office of Planning for the collection, analysis and systematization of data. Similarly, at Faculties, Schools and the Academic Registry, Pedagogic, Human Resources and Finance Directorates, to the joint collaboration provided with regard to the preparation and availability of data, analysis and revision.

Likewise, my gratitude is addressed to all those who made possible the development of the Universidade Eduardo Mondlane “Statistics 2015” publication.

Maputo, November 2016.

The Rector,



Prof. Doctor Orlando António Quilambo

Introductory Note

The statistical data presented in this publication are an important element for the teaching, research and outreach and decision making, and is also an indispensable reference for planning and institutional management.


With this publication, which is also available online (www.plano.uem.mz) it is intended to make accessible to the university community, partners of the institution – national and international – and public in general, data about offered courses, admissions, new arrivals, enrolled students, scholarships, graduates, academic and non-academic staff, overall budget and other useful statistical data referring to 2015 academic year.

All tables are presented in Portuguese and English languages, in order to allow greater dissemination of data to different users.

We hope that the information provided in this publication will be useful for all those who are interested and collaborating with Universidade Eduardo Mondlane.

Maputo, November 2016.

The Rector,



Prof. Doctor Orlando António Quilambo

INDEX

| | |
|---|----|
| 1. UEM NUMERICAL SUMMARY OF BASIC INDICATORS..... | 13 |
| 2. OFFERED COURSES OF <i>LICENCIATURA</i> , MASTERS AND DOCTORATE | 16 |
| 3. ADMISSION PROCESS..... | 23 |
| 4. STUDENT POPULATION..... | 38 |
| 4.1. NEW INTAKES STUDENTS | 38 |
| 4.2. ENROLLED STUDENTS | 49 |
| 5. STUDENTS WITH SCHOLARSHIP..... | 56 |
| 6. GRADUATE STUDENTS | 64 |
| 6.1. Evolution of Numbers of Graduate Students by Faculty/ School and Course, 2014-2015.... | 71 |
| 7. TEACHING STAFF..... | 77 |
| 8. TECHNICAL AND ADMINISTRATIVE STAFF (<i>CTA</i>) | 81 |
| 9. UEM's GLOBAL BUDGET..... | 84 |
| 10. GRAPHICS | 87 |
| 11. SOURCES OF INFORMATION | 98 |

TABLE

| | |
|---|----|
| Table 1- UEM's General Basic Numerical Indicators | 13 |
| Table 2-Basic Numerical Indicators for Students and Percentages..... | 14 |
| Table 3- Basic Numerical Indicators for Teaching Staff | 15 |
| Table 4- Basic Numerical Indicators for Technical and Administrative Staff (CTA) and Percentages . | 15 |
| Table 5-Offered Courses of Licenciatura by Faculty/ School, Teaching Regime and Modality Teaching | 16 |
| Table 6-Offered Courses of Masters by Faculty/ School, Teaching Regime and Modality Teaching... | 19 |
| Table 7-Courses Oferecidos de Doctorate por Faculdade, Teaching Regime e Modality Teaching | 22 |
| Table 8-Table Summary of Offered Courses by Academic Degrees in 2015..... | 22 |
| Table 9- Offered Courses, Degree, Key Subjects and Requirements for Application | 23 |
| Table 10-Numbers of Candidates by Faculty/ School, Course, Degree, Vacancies and Gender | 27 |
| Table 11-Numbers of Candidates by Province of Application, Gender and Age Groups..... | 32 |
| Table 12-Numbers of Admission by Faculty/ School, Course, Degree, Vacancies and Gender..... | 33 |
| Table 13-Numbers of Admission by Province of Application and Gender | 36 |
| Table 14-Numbers of Admission by Province of Application and Age groups..... | 37 |
| Table 15-Licenciatura Courses: Numbers of New Intake Students by Faculty/ School, Course and Gender..... | 38 |
| Table 16-Masters Courses: Numbers of New Intake Students by Faculty/ School and Gender..... | 42 |
| Table 17-Doctorate Courses: Numbers of New Intake Students by Faculty/ School, Course and Gender..... | 43 |
| Table 18-EVENING COURSES: Licenciatura Courses: Numbers of New Intake Students by Faculty/ School, Course and Gender..... | 43 |
| Table 19-Summary of Numbers of New Intake Students by Academic Degrees and Gender..... | 44 |
| Table 20- Numbers of New Intake Students by Scientific Areas, Categories, Courses, UNESCO Classification (ISCED – 1997) and Gender..... | 45 |
| Table 21-Licenciatura Courses: Numbers of Enrolled Students by Faculty/ School, Course and Gender | 49 |
| Table 22-Masters Courses: Numbers of Enrolled Students by Faculty/ School, Course and Gender.. | 53 |
| Table 23-Doctorate Courses: Numbers of Enrolled Students by Faculty/ School, Course and Gender | 55 |
| Table 24-Total Numbers of Enrolled Students by Academic Degrees | 55 |
| Table 25-Numbers of Students with Scholarship by Faculty/ School, Course, Gender, Type of Scholarship and Fees | 56 |
| Table 26-Types of Scholarship and Fees by Numbers of Students with Scholarship and Percentages. | 61 |
| Table 27- Numbers of Scholarship Holders by Faculty/ School, Course and Place of Birth | 62 |
| Table 28-Licenciatura Courses: Numbers of Graduate Students by Faculty/ School, Course and Gender | 64 |
| Table 29-Masters Courses: Numbers of Graduate Students by Faculty/ School , Course and Gender | 66 |
| Table 30-Doctorate Courses: Numbers of Graduate Students by Faculty/ School, Course and Gender | 68 |
| Table 31-Summary of Total Numbers of Graduate Studentsby Academic Degree and Gender..... | 68 |
| Table 32-Numbers of Graduate Students by Scientific Areas, Categories, Courses, UNESCO Classification (ISCED -1997) and Gender | 68 |
| Table 33-Numbers of Graduate Students by Province of Birth | 71 |
| Table 34-Licenciatura Courses: Evolution of Numbers of Graduate Students by Faculty/ School and Course, 2014-2015 | 71 |
| Table 35- Masters Courses: Evolution of Numbers of Graduate Students by Faculty/ School and Course, 2014-2015 | 75 |

| | |
|---|----|
| Table 36-Doctorate Courses: Evolution of Numbers of Graduate Students by Faculty/ School and Course, 2014-2015 | 76 |
| Table 37-Evolution of Numbers of Graduate Students by Academic Degrees and Variation in Percentage,2014-2015..... | 76 |
| Table 38-Numbers of Teaching Staff by Contractual Regime, Academic Qualifications and Gender.. | 77 |
| Table 39-Numbers of Full-Time Teaching Staff by Nationality, Academic Qualifications and Gender | 77 |
| Table 40-Numbers of Part-Time Teaching Staff by Nationality, Academic Qualifications and Gender | 78 |
| Table 41-Numbers of Teaching Staff by Type of Contractual Regime, Academic Qualifications and Gender | 78 |
| Table 42-Numbers of Teaching Staff with Managerial Position..... | 79 |
| Table 43-Evolution of Numbers of Teaching Staff by Academic Degrees, 2011-2015 | 79 |
| Table 44- Numbers of Teaching Staff by Organic Unities (Faculties, Schools and Centres) and No Organic Unities by Professional Categories and Gender..... | 80 |
| Table 45-Numbers of CTA by Contractual Regime, Academic Qualifications and Gender..... | 81 |
| Table 46-Numbers of Full-Time CTA by Nationality, Academic Qualifications and Gender | 81 |
| Table 47-Numbers of Part-Time CTA by Nationality, Academic Qualifications and Gender..... | 81 |
| Table 48-Numbers of CTA by Contractual Regime, Academic Qualifications and Gender..... | 82 |
| Table 49-Numbers of CTA with Managerial Position and Gender | 83 |
| Table 50- Revenues | 84 |
| Table 51-Expenses | 85 |
| Table 52-Evolution of UEM's Global Budget, 2010-2015 | 86 |

GRAPHICS

| | |
|--|----|
| Graphic 1-Numbers of Candidates and Vacancies, 2006 -2015..... | 87 |
| Graphic 2-Evolution of Numbers of Enrolled Students, 2005-2015 | 88 |
| Graphic 3-Numbers of Enrolled Students by Faculty/ School | 89 |
| Graphic 4-Numbers of Enrolled Students and New Intake Students by Faculty/ School..... | 90 |
| Graphic 5-Numbers of Enrolled Students by Academic Degree and Gender | 91 |
| Graphic 6-Numbers of Graduate Students by Faculty/ School..... | 92 |
| Graphic 7- Numbers of Students with Scholarship by Types of Scholarship and Fees | 93 |
| Graphic 8-Numbers of Full-Time Teaching Staff by Nationality and Gender..... | 94 |
| Graphic 9- Numbers of Teaching Staff by Contractual Regime and Academic Degree | 95 |
| Graphic 10-Numbers of Technical and Administrative Staff by Academic Degree | 96 |
| Graphic 11-UEM's Budget by Source of Funding..... | 97 |

UEM's GOVERNING BODY

Rectorate

| | |
|--|---|
| Rector | Prof. Doutor Orlando António Quilambo |
| Academic Vice-Rector | Prof. Doutora Ana Maria da Graça Mondjana |
| Vice Rector for Administration and Resources | Prof. Doutor Ângelo António Macuacua |

Main Offices

| | |
|---|--|
| Assets Administration and Institutional Development Directorate | Prof. Doutor António dos Santos Matos |
| Scientific Directorate | Doutor Bettencourt Preto Sebastião Capece |
| Pedagogic Directorate | Prof. Doutora Maida Abdulssatar Khan |
| Academic Registry Directorate | Prof. Doutor José Leopoldo Nhampossa |
| Culture Directorate | Prof. Doutora Alda Maria Costa |
| Finances Directorate | dr. Mário Luís Albino |
| University Press Directorate | dr. Diogo Xavier Arrone Mutemba |
| Infrastructure and Maintenance | Arqº. Vicente Joaquim |
| Logistic and Supply Directorate | dr. Pedro Marizane Pota Sr Joaquim Miguel |
| Human Resources Directorate | dra. Mafalda Melta Augusto Mussengue |
| Documentation Services Directorate | Doutor Horácio Francisco Zimba |
| Social Services Directorate | Prof. dra. Dácia Augusto Correia |
| Internal Auditing Office | drª. Dionísia Dulce Faife Tembe |
| Cooperation Office | Doutor Carlos Lucas |
| Juridical Office | dr. Evélio Banze |
| Planning Office | dr. Ezequiel Alfeu Abrahamo |
| Rector's Office | dr. Manuel João José Cabinda |
| Unity of Scientific Review | Prof. Doutora Aidate Abicinane Amade Mussagy |
| Office for Academic Quality | Prof. Doutora Luísa Maria Kingwell Santos |

Organic Unities

Faculties

| | |
|---|---|
| Faculty of Agronomy and Forestry Engineering | Prof. Doutor Tomás Fernando Chiconela |
| Faculty of Architecture and Physical Planning | Prof. Doutor João Teodósio Tique |
| Faculty of Sciences | Prof. Doutor Emílio Luís Mosse |
| Faculty of Law | Prof. Doutor Armando César Dimande |
| Faculty of Economics | Prof. Doutor Manoela Maharomy Sylvestre |
| Faculty of Education | Prof. Doutora Eugenia Cossa, até 2016; |

| | |
|-------------------------------------|---|
| | actualmente é Prof. Doutor António Cipriano Parafino Gonçalves |
| Faculty of Engineering | Prof. Doutor Alberto Júlio Tsamba; actualmente é Prof. Doutor Alexandre Charifo Ali |
| Faculty of Philosophy | dr. Pedro Búfalo |
| Faculty of Arts and Social Sciences | Prof. Doutor Gregório Domingos Firmino |
| Faculty of Medicine | Prof. Doutor Moshin Sidat |
| Faculty of Veterinary | Prof. Doutor Rafael José Airone Escrivão |

Schools

| | |
|--|---|
| School of Communication and Arts | João Miguel |
| School of Hotel and Tourism | dr. Emídio Samuel Nhantumbo |
| School of Entrepreneurship and Business | dr. Mário Alberto Jessen |
| School of Marine and Coastal Sciences | Prof. Doutor António Mubango Hoguane |
| School of Rural Development | Prof. Doutor Simião Gabriel Balane |
| School of Sport and Sciences | dra. Maria de Lurdes Munguambe |

Organic Unities

Centers¹

| | |
|--|--|
| Gender Issues Coordination Center | dra. Gracinda André Mataveia |
| Biotechnology Center | Doutor Joaquim Osvaldo Saíde |
| Distance Learning Center | dra. Nilsa Adelaide Issufo Enoque Pondja Cherinda |
| African Studies Center | Prof. Doutor Carlos Arnaldo |
| Environmental, Safety and Undustrial Studies Center | Prof. Doutor Geraldo da Conceição Sibia Nhumaio |
| Informatics Center | eng ^o Francisco Chamango Mabila |
| Communication and Marketing Center | Prof. Doutor Manuel Valente Mangué |
| Center of Regional Integration Law Studies of SADC | Dr. Manuel Guilherme Junior |
| Centro de Estudo em Políticas e Progrmas Agro-Alimentares | Prof. Doutor Emilio Tostão |

¹ Centers that are directly in charge of UEM's Rector.

Archive, Museums and Fortress

Arquivo

Historic Archive of Mozambique Prof. Doutor Joel Maurício das Neves
Tembe

Museums and Fortress

Natural History Museum dra Lucília da Conceição Chuquela
Currency Museum Prof. Doutora Alda Maria Costa
Maputo Fortress Prof. Doutora Alda Maria Costa

Glossary

Admission: Student that passed the written exam to enter at Universidade Eduardo Mondlane.

Candidate: Person who has registered to write exam to study at Universidade Eduardo Mondlane.

Enrolled Student: Student Any enrolled student at Universidade Eduardo Mondlane even if he/ she is not registered in a specific semester/ academic year.

Exemption of Fees: Scholarship that the student does not pay fees himself/herself.

Full Scholarship: Scholarship that covers fees, accommodation and monthly allowance.

Graduate Student: A Student who completed the curricula and successfully defended his/her final course project, even if he/she does not attend the graduation ceremony.

New Intake: Any student who enters and is enrolled at Universidade

Reduced Scholarship: Scholarship that covers fees and monthly allowance.

Registered Student: Any student who have registered and attending at least one subject during a given semester.

Scholarship Holder: Student awarded any type of Scholarship.

UNESCO Classification: Concepts, definitions and classifications that provide a framework for the compilation and presentation of International Education Statistics and Indicators.

List of Abbreviations

CTA: Technical and Administrative Staff

E/C: Evening Course

F: Female

Foreig.: Foreigner

ISCED: International Standard Classification of Education

L: *Licenciatura*

M: Male

MTs/: Mozambican Currency

NES: National Education System

OGE: Mozambican State Budget

PPP: Public-Private Partnership

UEM: Universidade Eduardo Mondlane

USD: American Currency (Dollar).

1. UEM NUMERICAL SUMMARY OF BASIC INDICATORS

Table 1- UEM's General Basic Numerical Indicators

| Description | Subtotal | Total |
|---|----------|-------|
| Numbers of Faculties, Schools and Centers | | |
| Faculties | 11 | 17 |
| Schools | 6 | |
| Centers | | |
| Centers | 9 | 9 |
| Numbers of New Intake Students by Academic Degrees | | |
| Licenciatura | 4098 | 4541 |
| Masters | 427 | |
| Doctorate | 16 | |
| Numbers of Enrolled Students by Academic Degrees | | |
| Licenciatura | 35809 | 39078 |
| Masters | 3207 | |
| Doctorate | 62 | |
| Numbers of Graduate Students by Academic Degrees | | |
| Licenciatura | 2187 | 2280 |
| Masters | 92 | |
| Doctorate | 1 | |
| Numbers of Mozambican Staff by Contractual Regime | | |
| Mozambican Teaching Staff (Full-Time) | 1238 | 1705 |
| Mozambican Teaching Staff (Part-Time) | 467 | |
| Numbers of Foreigner Staff by Contractual Regime | | |
| Foreigner Teaching Staff (Full-Time) | 78 | 85 |
| Foreigner Teaching Staff (Part-Time Part-Time) | 7 | |
| Numbers of Mozambican Full-Time Teaching Staff by Academic Degrees | | |
| Doctorate | 258 | 1238 |
| Masters | 714 | |
| Licenciatura | 266 | |
| Total Number of Teaching Staff at UEM | | |
| Mozambican Teaching Staff (Full-Time+ Part-Time) | 1316 | 1790 |
| Foreigner Teaching Staff (Full-Time+ Part-Time) | 474 | |
| Numbers of Technical and Administrative Staff by Nationality and Contractual Regime | | |
| Mozambicans (Full-Time) | 2780 | 2780 |
| Mozambicans (Part-Time) | 0 | |
| Foreigners (Full-Time) | 0 | |
| Foreigners (Part-Time) | 0 | |
| | | |

Table 2-Basic Numerical Indicators for Students and Percentages

| Description | Number | Percentages |
|--|--------------|--------------|
| Numbers of Candidates by Gender | | |
| Male | 12636 | 51 |
| Female | 12075 | 49 |
| Total | 24711 | 100 |
| Numbers of Admissions by Gender | | |
| Male | 2717 | 62 |
| Female | 1658 | 38 |
| Total | 4375 | 100 |
| Numbers of New Intakes by Gender | | |
| Male | 2727 | 60 |
| Female | 1814 | 40 |
| Total | 4541 | 100 |
| Numbers of Enrolled Students by Academic Degrees and Gender | | |
| <i>Licenciatura</i> | | |
| Male | 23707 | 66 |
| Female | 12102 | 34 |
| Total | 35809 | 100 |
| Masters | | |
| Male | 1910 | 60 |
| Female | 1297 | 40 |
| Total | 3207 | 100 |
| Doctorate | | |
| Male | 44 | 71 |
| Female | 18 | 29 |
| Total | 62 | 100 |
| Numbers of Graduate Students by Academic Degrees | | |
| <i>Licenciatura</i> | 2187 | 95.92 |
| Masters | 92 | 4.04 |
| Doctorate | 1 | 0.04 |
| Total | 2280 | 100 |
| Numbers of Students with Scholaship | | |
| Full Scholarship | 460 | 24 |
| Reduced Scholarship | 920 | 48 |
| Exemption Fees | 490 | 26 |
| Reduction Fees | 34 | 2 |
| Total | 1905 | 100 |

Table 3- Basic Numerical Indicators for Teaching Staff

| Description | Number | Percentages |
|--|-------------|-------------|
| Numbers of Teaching Staff by Gender | | |
| Male | 1311 | 73 |
| Female | 479 | 27 |
| Total | 1790 | 100 |
| Numbers of Teaching Staff by Nationality | | |
| Mozambicans | 1705 | 95 |
| Foreigners | 85 | 5 |
| Total | 1790 | 100 |
| Numbers of Teaching Staff by Contractual Regime | | |
| Full-Time | 1316 | 74 |
| Part-Time | 474 | 26 |
| Total | 1790 | 100 |
| Numbers of Teaching Staff by Academic Degrees | | |
| <i>Licenciatura</i> | 558 | 31 |
| Masters | 852 | 48 |
| Doctorate | 380 | 21 |
| Total | 1790 | 100 |

Table 4- Basic Numerical Indicators for Technical and Administrative Staff (*CTA*) and Percentages

| Description | Number | Percentages |
|--|-------------|-------------|
| Number of <i>CTA</i> by Gender | | |
| Male | 1746 | 63 |
| Female | 1034 | 37 |
| Total | 2780 | 100 |
| Numbers of <i>CTA</i> by Nationality | | |
| Mozambican | 2780 | 100 |
| Foreigner | 0 | 0 |
| Total | 2780 | 100 |
| Numbers of <i>CTA</i> by Type of Contractual Regime | | |
| Full-Time | 2780 | 100 |
| Part-Time | 0 | 0 |
| Total | 2780 | 100 |
| Numbers of <i>CTA</i> by Academic Degrees | | |
| Elementary | 753 | 27.1 |
| Basic | 658 | 23.7 |
| Pre-University | 859 | 30.9 |
| Bachekor | 19 | 0.7 |
| <i>Licenciatura</i> | 462 | 16.6 |
| Post - Graduate | 29 | 1 |
| Total | 2780 | 100 |

2. OFFERED COURSES OF *LICENCIATURA*, MASTERS AND DOCTORATE

Table 5-Offered Courses of Licenciatura by Faculty/ School, Teaching Regime and Modality Teaching

| Order Number | Course | Faculty/ School | Teaching Regime | Modality Teaching |
|--------------|--|--|--------------------------------|---------------------|
| 1 | Agriculture Engineering | Faculty of Agronomy and Forestry Engineering | Regular Course | Presential Modality |
| 2 | Forestry Engineering | | Regular Course | Presential Modality |
| 3 | Agro- economics and Agrarian Extension | | Regular Course | Presential Modality |
| 4 | Architecture and Physical Planning | Faculty of Architecture and Physical Planning | Regular Course | Presential Modality |
| 5 | Applied Biology | Faculty of Sciences | Regular Course | Presential Modality |
| 6 | Biology and Health | | Regular Course | Presential Modality |
| 7 | Marine Biology, Aquatic and Coastal | | Regular Course | Presential Modality |
| 8 | Biological Sciences | | Regular Course | Presential Modality |
| 9 | Geographic Information Sciences | | Regular Course, Evening Course | Presential Modality |
| 10 | Geological Mapping and Mineral Exploration | | Regular Course | Presential Modality |
| 11 | Ecology and Conservation of Terrestrial Biodiversity | | Regular Course | Presential Modality |
| 12 | Statistics | | Regular Course, Evening Course | Presential Modality |
| 13 | Physics | | Regular Course, Evening Course | Presential Modality |
| 14 | Applied Geology | | Regular Course | Presential Modality |
| 15 | Informatics | | Regular Course, Evening Course | Presential Modality |
| 16 | Mathematics | | Regular Course | Presential Modality |
| 17 | Meteorology | | Regular Course, Evening Course | Presential Modality |
| 18 | Chemistry | | Regular Course | Presential Modality |
| 19 | Law | Faculty of Law | Regular Course, Evening Course | Presential Modality |
| 20 | Accounting and Finances | Faculty of | Regular Course, Evening Course | Presential Modality |
| 21 | Economics | | Regular Course, Evening Course | Presential Modality |

| | | | | |
|----|--|--|-----------------------------------|---|
| 22 | Management | Economics | Regular Course, Evening Course | Presential Modality |
| 23 | Business Managements | | Regular Course, Evening Course | Distance Learning |
| 24 | Development and Infant Education | Faculty of Education | Regular Course | Presential Modality |
| 25 | Environmental Education | | Regular Course, Evening Course | Presential Modality |
| 26 | Psychology | | Regular Course, Evening Course | Presential Modality |
| 27 | Organization and Management of Education | | Regular Course, Evening Course | Presential Modality, Distance Learning |
| 28 | Languages Sign of Mozambique, | | Regular Course | Presential Modality |
| 29 | Environmental Engineering | Faculty of Engineering | Regular Course, Evening Course | Presential Modality |
| 30 | Civil Engineering | | Regular Course, Evening Course | Presential Modality |
| 31 | Electrical Engineering | | Regular Course, Evening Course | Presential Modality |
| 32 | Electronic Engineering | | Regular Course, Evening Course | Presential Modality |
| 33 | Informatics Engineering | | Regular Course, Evening Course | Presential Modality |
| 34 | Chemical Engineering | | Regular Course | Presential Modality |
| 35 | Management and Production Engineering | | Evening Course | Presential Modality |
| 36 | Mechanical Engineering | | Regular Course | Presential Modality |
| 37 | Philosophy | Faculty of Philosophy | Regular Course, Evening Course | Presential Modality |
| 38 | Public Administration | Faculty of Arts and Social Sciences | Regular Course, Evening Course | Presential Modality, Distance Learning |
| 39 | Anthropology | | Regular Course, Evening Course | Presential Modality |
| 40 | Archaeology and Cultural Heritage Management | | Regular Course | Presential Modality |
| 41 | Political Science | | Regular Course, Evening Course | Presential Modality |
| 42 | French Teaching | | Regular Course, Evening Course | Presential Modality |
| 43 | English Teaching | | Regular Course, Evening Course | Presential Modality |

| | | | | |
|----|---|--|--------------------------------|---------------------|
| 44 | Bantu Languages Teaching | | Regular Course | Presential Modality |
| 45 | Portuguese Teaching | | Regular Course, Evening Course | Presential Modality |
| 46 | Linguistics | | Regular Course, Evening Course | Presential Modality |
| 47 | Mozambican Literature | | Regular Course, Evening Course | Presential Modality |
| 48 | Linguistics and Literature | | Regular Course | Presential Modality |
| 49 | Geography | | Regular Course, Evening Course | Presential Modality |
| 50 | History | | Regular Course, Evening Course | Presential Modality |
| 51 | Sociology | | Regular Course, Evening Course | Presential Modality |
| 52 | Social Service | | Regular Course | Presential Modality |
| 53 | Translation and Interpretation (Portuguese/ French) | | Regular Course, Evening Course | Presential Modality |
| 54 | Translation and Interpretation (Portuguese/English) | | Regular Course, Evening Course | Presential Modality |
| 55 | Medicine | Faculty of Medicine | Regular Course | Presential Modality |
| 56 | Veterinary Medicine | Faculty of Veterinary | Regular Course | Presential Modality |
| 57 | Food Science and Technology | | Regular Course | presecial |
| 58 | Journalism | School of Communication and Arts | Regular Course, Evening Course | Presential Modality |
| 59 | Information Sciences | | Regular Course | Presential Modality |
| 60 | Theater | | Regular Course | Presential Modality |
| 61 | Music | | Regular Course | Presential Modality |
| 62 | Sport Sciences | School of Sport and Sciences | Regular Course | Presential Modality |
| 63 | Marine Biology | School of Marine and Coastal Sciences | Regular Course | Presential Modality |
| 64 | Marine Geology | | Regular Course | Presential Modality |
| 65 | Oceanography | | Regular Course | Presential Modality |
| 66 | Marine Chemistry | | Regular Course | Presential Modality |
| 67 | Agro-Processing | | Regular Course | Presential Modality |
| 68 | Communication and Rural Extension | | Regular Course | Presential |

| | | | | |
|----|------------------------------|--|--------------------------------|---------------------|
| | | School of Rural Development | | Modality |
| 69 | Agrarian Economy | | Regular Course | Presential Modality |
| 70 | Rural Engineering | | Regular Course | Presential Modality |
| 71 | Agro-Production | | Regular Course | Presential Modality |
| 72 | Animal Production | | Regular Course | Presential Modality |
| 73 | Tourism Entertainment | School of Hotel and Tourism | Regular Course | Presential Modality |
| 74 | Management | | Regular Course, Evening Course | Presential Modality |
| 75 | Management of Tourism Market | | Regular Course | Presential Modality |
| 76 | Hotel Management | | Regular Course | Presential Modality |
| 77 | Tourist Information | | Regular Course | Presential Modality |
| 78 | Tourism | School of Entrepreneurship and Business | Regular Course | Presential Modality |
| 79 | Commercial Agriculture | | Regular Course | Presential Modality |
| 80 | Agro-Business | | Regular Course | Presential Modality |
| 81 | Commerce | | Regular Course | Presential Modality |
| 82 | Finances | | Regular Course, Evening Course | Presential Modality |
| 83 | Commercial Management | | Regular Course | Presential Modality |
| 84 | Business Management | | Regular Course, Evening Course | Presential Modality |
| 85 | Management and Leadership | | Regular Course | Presential Modality |

Table 6-Offered Courses of Masters by Faculty/ School, Teaching Regime and Modality Teaching

| Order Number | Course | Faculty/ School /Center | Teaching Regime | Modality Teaching |
|--------------|--|--------------------------------|--------------------------------|--|
| 1 | Agrarian Economy | Faculty of Agronomy and | Regular Course, Evening Course | Presential Modality; Distance Learning |
| 2 | Education in Agrarian Sciences | | Evening Course | Distance Learning |
| 3 | Agrarian Development-Agrarian Development- | | Evening Course | Presential Modality |

| | | | | |
|----|--|--|--------------------------------|--|
| | Vegetal Resources Management Section | Forestry Engineering | | |
| 4 | Agrarian Development - Master in Business Administration Section | | Evening Course | Presential Modality |
| 5 | Rural Development | | Evening Course | Presential Modality |
| 6 | Soil and Water Management | | Evening Course | Presential Modality |
| 7 | Management and Biodiversity Conservation | | Evening Course | Presential Modality |
| 8 | Animal Production | | Evening Course | Presential Modality |
| 9 | Vegetal Protection | | Evening Course | Presential Modality |
| 10 | Vegetal Production | | Evening Course | Presential Modality |
| 11 | Technology and Utilization of Wood | | Evening Course | Presential Modality |
| 12 | Planning and Informal Settlements Management | Faculty of Architecture and Physical Planning | Regular Course, Evening Course | Presential Modality; Distance Learning |
| 13 | Aquatic Biology and Coastal Ecosystems | Faculty of Sciences | Evening Course | Presential Modality |
| 14 | Software Engineering | | Evening Course | Presential Modality |
| 15 | Physics | | Evening Course | Presential Modality |
| 16 | Information Systems | | Evening Course | Presential Modality |
| 17 | Informatics | | Evening Course | Presential Modality |
| 18 | Chemical and Processing Local Resources | | Evening Course | Presential Modality |
| 19 | Juridical Sciences | Faculty of Law | Evening Course | Presential Modality |
| 20 | Juridical-Political-Sciences | | Evening Course | Presential Modality |
| 21 | Juridical-Economics-Sciences | | Evening Course | Presential Modality |
| 22 | International Trade Law | | Evening Course | Presential Modality |
| 23 | Human Rights | | Evening Course | Presential Modality |
| 24 | Social Rights | | Evening Course | Presential Modality |
| 25 | Administration and Management of Education | Faculty of Education | Evening Course | Presential Modality |
| 26 | Instructional and Curriculum Development | | Evening Course | Presential Modality |
| 27 | Adult Education | | Evening Course | Presential Modality |
| 28 | Science and Mathematics Education | | Evening Course | Presential Modality |
| 29 | Community and Family Therapy | | Evening Course | Presential Modality |
| 30 | Higher Education Studies and | | Evening Course | Presential Modality |

| | | | | |
|----|---|--|--------------------------------|--|
| | Development | | | |
| 31 | Actuarial Sciences | Faculty of Economics | Evening Course | Presential Modality |
| 32 | Development Economics | | Evening Course | Presential Modality |
| 33 | Master in Business Administration | | Evening Course | Presential Modality |
| 34 | Master in Policy Management | | Evening Course | Presential Modality |
| 35 | Hydraulics and Hydro Resources | Faculty of Engineering | Evening Course | Presential Modality |
| 36 | Food Technology | | Evening Course | Presential Modality |
| 37 | Philosophy | Faculty of Philosophy | Evening Course | Presential Modality |
| 38 | Marine Biology and Fisheries Management | School of Marine and Coastal Sciences | Evening Course | Presential Modality |
| 39 | Applied Oceanography | | Evening Course | Presential Modality |
| 40 | Sustainable Aquaculture | | Evening Course | Presential Modality |
| 41 | Communication and Cooperation for Development | School of Communication and Arts | Evening Course | Presential Modality |
| 42 | Governance and Public Administration | Faculty of Arts and Social Sciences | Evening Course | Presential Modality |
| 43 | Linguistics | | Evening Course | Presential Modality |
| 44 | Portuguese Teaching as a Second Language | | Evening Course | Presential Modality |
| 45 | Mozambique and Southern African History | | Evening Course | Presential Modality |
| 46 | Population and Development | | Evening Course | Presential Modality |
| 47 | Rural Sociology and Development Management | | Evening Course | Presential Modality |
| 48 | Public Health | Faculty of Medicine | Regular Course, Evening Course | Presential Modality; Distance Learning |
| 49 | Mental Health and Psycho-interventions | | Evening Course | Presential Modality |
| 50 | Field Epidemiology and Laboratory | | Evening Course | Presential Modality |
| 51 | Preventive Veterinary Medicine | Faculty of Veterinary | Regular Course, Evening Course | Presential Modality; Distance Learning |
| 52 | Food Safety | | Evening Course | Presential Modality |
| 53 | Biotechnology | Biotechnology Center | Evening Course | Presential Modality |

Table 7-Courses Oferecidos de Doctorate por Faculdade, Teaching Regime e Modality Teaching

| Order Number | Doctorate Courses of: | Faculty | Teaching Regime | Modality Teaching |
|--------------|-------------------------------|-------------------------------------|--------------------------------|---------------------|
| 1 | Law | Faculty of Law | Regular Course, Evening Course | Presential Modality |
| 2 | Linguistics | Faculty of Arts and Social Sciences | Evening Course | Presential Modality |
| 3 | Science and Energy Technology | Faculty of Sciences | Evening Course | Presential Modality |

Table 8-Table Summary of Offered Courses by Academic Degrees in 2015

| Order Number | Academic Degrees | Total of Courses |
|--|---------------------|------------------|
| 1 | <i>Licenciatura</i> | 83 |
| 2 | Masters | 53 |
| 3 | Doctorate | 3 |
| Total Number of Offered Courses at UEM | | 139 |

3. ADMISSION PROCESS

Table 9- Offered Courses, Degree, Key Subjects and Requirements for Application

| Faculty/ School | Course | Degree | Key Subjects | Requirements for Application |
|--|--|--------|-------------------------------|--|
| Faculty of Agronomy and Forestry Engineering | Agriculture Engineering | L | Mathematics and Chemistry | 12th grade B of National Educational System |
| | Forestry Engineering | L | Mathematics and Chemistry | 12th grade B of National Educational System |
| | Agro-economics and Agrarian Extension | L | Mathematics and Chemistry | 12th grade B of National Educational System |
| Faculty of Architecture and Physical Planning | Architecture and Physical Planning | L | Mathematics and Draw | 12th grade C of National Educational System |
| Faculty of Sciences | Applied Biology | L | Biology and Chemistry | 12th grade B of National Educational System |
| | Biology and Health | L | Biology and Chemistry | 12th grade B of National Educational System |
| | Marine Biology, Aquatic and Coastal | L | Biology and Chemistry | 12th grade B of National Educational System |
| | Ecology and Conservation of Terrestrial Biodiversity | L | Biology and Chemistry | 12th grade B of National Educational System |
| | Geographic Information Sciences | L | Mathematics and Physics | 12th grade B or C of National Educational System |
| | Physics | L | Mathematics and Physics | 12th grade B or C of National Educational System |
| | Geological Mapping and Mineral Exploration | L | Chemistry and Physics | 12th grade B or C of National Educational System |
| | | | Chemistry and Mathematics | |
| | | | Chemistry and Geography | |
| | Applied Geology | L | Chemistry and Physics | 12th grade B or C of National Educational System |
| | | L | Chemistry and Mathematics | |
| | | L | Chemistry and Geography | |
| | Informatics | L | Mathematics and Portuguese II | 12th grade B or C of National Educational System |
| | Chemistry | L | Mathematics and Chemistry | 12th grade B or C of National Educational System |
| | Meteorology | L | Mathematics and Physics | 12th grade B or C of National Educational System |
| | Mathematics | L | Mathematics and Portuguese II | 12th grade B or C of National Educational System |
| | Statistics | L | Mathematics and Portuguese II | 12th grade B or C of National Educational System |
| Faculty of Law | Law | L | Portuguese I and History | 12th grade A of National Educational System |

| | | | | |
|-------------------------------|--|---|-------------------------------|--|
| Faculty of Economics | Economics | L | Portuguese II and Mathematics | 12 ^a do 12 th grade of National Educational System + Mathematics (or equivalent) |
| | Management | L | Portuguese II and Mathematics | 12 th grade of National Educational System + Mathematics (or equivalent) |
| | Accounting and Finances | L | Portuguese II and Mathematics | 12 th grade of National Educational System + Mathematics (or equivalent) |
| | Business Management | L | Portuguese II and Mathematics | 12 th grade of National Educational System (or equivalent) |
| Faculty of Education | Development and Infant Education | L | Portuguese II and Biology | 12 th grade of National Educational System + Mathematics (or equivalent) |
| | Environmental Education | L | Portuguese II and Biology | 12 th grade of National Educational System + Mathematics (or equivalent) |
| | | | Portuguese II and Geography | |
| | | | Geography and Biology | |
| | Psychology of Organizations | L | Portuguese II and Biology | 12 th grade of National Educational System + Mathematics (or equivalent) |
| | Social and Community Psychology | L | Portuguese II and Biology | 12 th grade of National Educational System + Mathematics (or equivalent) |
| | Psychology Social -Special Educational Needs Section | L | Portuguese II and Biology | 12 th grade of National Educational System + Mathematics (or equivalent) |
| | Organization and Management of Education | L | Portuguese II and History | 12 th grade of National Educational System + Mathematics (or equivalent) |
| | Languages Sign of Mozambique- Interpretation Section | L | Portuguese II and History | 12 th grade of National Educational System + Mathematics (or equivalent) |
| | Languages Sign of Mozambique- Teaching Section | L | Portuguese II and History | 12 th grade of National Educational System + Mathematics (or equivalent) |
| Faculty of Engineering | Civil Engineering | L | Mathematics and Physics | 12th grade B or C of National Educational System (or equivalent) |
| | Electrical Engineering | L | Mathematics and Physics | 12th grade B or C of National Educational System |
| | Electronic Engineering | L | Mathematics and Physics | 12th grade B or C of National Educational System (or equivalent) |
| | Informatics Engineering | L | Mathematics and Physics | 12th grade B or C of National Educational System (or equivalent) |
| | Environmental Engineering | L | Mathematics and Physics | 12th grade B or C of National Educational System (or equivalent) |
| | Mechanical Engineering | L | Mathematics and Physics | 12th grade B or C of National Educational System (or equivalent) |

| | | | | |
|--|---------------------------------------|---|--------------------------------------|--|
| | | | | equivalent) |
| | Chemical Engineering | L | Mathematics and Physics | 12th grade B or C of National Educational System (or equivalent) |
| | Management and Production Engineering | L | Mathematics and Physics | 12 th grade B or C of National Educational System (or equivalent) |
| School of Marine and Coastal Sciences | Oceanography | L | Mathematics and Physics | 12th grade B or C of National Educational System (or equivalent) |
| | Marine Chemistry | L | Chemistry and Biology | 12th grade B or C of National Educational System (or equivalent) |
| | Marine Geology | L | Physics and Chemistry | 12th grade B or C of National Educational System (or equivalent) |
| | | | Physics and Mathematics | |
| | Marine Biology | L | Chemistry and Biology | 12th grade B or C of National Educational System (or equivalent) |
| School of Hotel and Tourism | Management of Tourism Market | L | Mathematics and Geography | 12th grade of National Educational System (or equivalent) |
| | Management | L | Portuguese II and Mathematics | 12th grade or of National Educational System (or equivalent) |
| | Tourist Information | L | Portuguese I e Geography | 12th grade or of National Educational System (or equivalent) |
| | Tourism Entertainment | L | Portuguese I and History | 12th grade of National Educational System (or equivalent) |
| | Hotel Management | L | Mathematics and Geography | 12th grade of National Educational System (or equivalent) |
| School of Entrepreneurship and Business | Finances | L | Portuguese II and Mathematics | 12th grade of National Educational System (or equivalent) |
| | Commerce | L | Portuguese II and Mathematics | 12th grade of National Educational System (or equivalent) |
| | Agro-Business | L | Portuguese II and Mathematics | 12th grade of National Educational System (or equivalent) |
| | Commercial Agriculture | L | Biology and Mathematics | 12th grade of National Educational System (or equivalent) |
| | Management and Leadership | L | Portuguese II and Mathematics | 12th grade of National Educational System (or equivalent) |
| School of Communication and Arts | Journalism | L | Portuguese I and History | 12th grade A of National Educational System |
| | Information Sciences | L | Portuguese I and History | 12th grade of National Educational System (or equivalent) |
| | | L | Portuguese I and Mathematics | |
| | Theater | L | Written Test and Practice of Theater | 12th grade of National Educational System (or equivalent) |
| | Music | L | Written Test and Practice of Music | 12th grade of National Educational System (or equivalent) |

L: Licenciatura

SNE: National Education System.

Table 9- Offered Courses, Degree, Key Subjects and Requirements for Application

(Be cont.)

| Faculty/ School | Course de Licenciatura em: | Degree | Key Subjects | Requirements for Application |
|--|-----------------------------------|--------|---|---|
| School of Rural Development | Agro-Processing | L | Portuguese II and Mathematics | 12th grade of National Educational System (or equivalent) |
| | Communication and Rural Extension | L | Portuguese II and Mathematics | 12th grade of National Educational System (or equivalent) |
| | Agrarian Economy | L | Mathematics and Geography | 12th grade of National Educational System (or equivalent) |
| | Rural Engineering | L | Physics and Mathematics | 12th grade B of National Educational System |
| School of Sport and Sciences | Sport Sciences | L | Portuguese | 12th grade of National Educational System (or equivalent) |
| | | | Biology | |
| | | | Fitness | |
| Faculty of Philosophy | Philosophy - (Regular Course) | L | Portuguese I and Philosophy | 12th grade of National Educational System (or equivalent) |
| | | | Portuguese I and History | |
| | Philosophy - (Evening Course) | L | Portuguese I and Philosophy | |
| | | | Portuguese I and History | |
| Faculty of Arts and Social Sciences | Geography | L | Geography and History | 12th grade of National Educational System (or equivalent) |
| | | | Geography and Mathematics | |
| | History | L | Portuguese I and History | 12th grade A of National Educational System (or equivalent) |
| | Linguistics | L | Portuguese I and History | 12th grade A of National Educational System (or equivalent) |
| | Mozambican Literature | L | Portuguese I and History | 12th grade A of National Educational System (or equivalent) |
| | Linguistics and Literature | L | Portuguese I and History | 12th grade A of National Educational System (or equivalent) |
| | Bantu Languages Teaching | L | Portuguese I and Sociolinguistics Inquiry | 12th grade A of National Educational System (or equivalent) |
| | French Teaching | L | Portuguese I and French | 12th grade A of National Educational System (or equivalent) |
| | English Teaching | L | Portuguese I and English | 12th grade A of National Educational System (or equivalent) |

(Cont.)

| | | | | |
|------------------------------|--|---|--------------------------|---|
| | Portuguese Teaching | L | Portuguese I and History | 12th grade A of National Educational System (or equivalent) |
| | Translation and Interpretation (Portuguese/ French) | L | Portuguese I and French | 12th grade A of National Educational System (or equivalent) |
| | Translation and Interpretation (Portuguese/ English) | L | Portuguese I and English | 12th grade A of National Educational System (or equivalent) |
| | Public Administration | L | Portuguese I and History | 12th grade A of National Educational System (or equivalent) |
| | Anthropology | L | Portuguese I and History | 12th grade A of National Educational System (or equivalent) |
| | Archaeology and Cultural Heritage Management | L | Geography and History | 12th grade A of National Educational System (or equivalent) |
| | Political Science | L | Portuguese I and History | 12th grade A of National Educational System (or equivalent) |
| | Sociology | L | Portuguese I and History | 12th grade A of National Educational System |
| | Social Service | L | Portuguese I and History | 12th grade A of National Educational System (or equivalent) |
| Faculty of Medicine | Medicine | L | Biology and Chemistry | 12th grade B of National Educational System |
| Faculty of Veterinary | Veterinary Medicine | L | Biology and Chemistry | 12th grade of National Educational System (or equivalent) and Higher School Certificate in Agro-Livestock |

L: Licenciatura

SNE: National Education System.

Table 10-Numbers of Candidates by Faculty/ School, Course, Degree, Vacancies and Gender

| Faculty/ School | Course | Vacancies | Gender | | Total | |
|--|--|-----------|--------|--------|-------|--|
| | | | Male | Female | | |
| Faculty of Agronomy and Forestry Engineering | Agriculture Engineering | 50 | 188 | 140 | 328 | |
| | Forestry Engineering | 25 | 59 | 32 | 91 | |
| | Agro- economics and Agrarian Extension | 25 | 18 | 17 | 35 | |
| Sub-total | | 100 | 265 | 189 | 454 | |
| Faculty of Architecture and Physical Planning | Architecture and Physical Planning | 30 | 258 | 67 | 325 | |
| | Sub-total | 30 | 258 | 67 | 325 | |
| Faculty of Sciences | Applied Biology | 40 | 43 | 84 | 127 | |
| | Biology and Health | 30 | 54 | 141 | 195 | |
| | Marine Biology, Aquatic and Coastal | 30 | 19 | 38 | 57 | |
| | Geographic Information Science | 30 | 53 | 24 | 77 | |
| | Geographic Information Sciences (E/C) | 60 | 34 | 24 | 58 | |

| | | | | | | |
|-----------------------------|--|-----|------|------|------|--|
| | Geological Mapping and Mineral Exploration | 25 | 55 | 24 | 79 | |
| | Ecology and Conservation of Terrestrial Biodiversity | 30 | 6 | 22 | 28 | |
| | Statistics | 30 | 52 | 36 | 88 | |
| | Statistics (E/C) | 60 | 37 | 26 | 63 | |
| | Physics | 35 | 35 | 5 | 40 | |
| | Physics (E/C) | 35 | 18 | 1 | 19 | |
| | Applied Geology | 25 | 251 | 149 | 400 | |
| | Informatics | 30 | 210 | 22 | 232 | |
| | Informatics (E/C) | 60 | 182 | 29 | 211 | |
| | Mathematics | 30 | 34 | 6 | 40 | |
| | Meteorology | 35 | 24 | 11 | 35 | |
| | Meteorology (E/C) | 35 | 8 | 6 | 14 | |
| | Environmental Chemistry | 25 | 5 | 8 | 13 | |
| | Environmental Chemistry (E/C) | 25 | 45 | 23 | 68 | |
| Sub-total | | 670 | 1165 | 679 | 1844 | |
| Faculty of Law | Law | 70 | 694 | 1046 | 1740 | |
| | Law (E/C) | 70 | 467 | 419 | 886 | |
| Sub-total | | 140 | 1161 | 1465 | 2626 | |
| Faculty of Economics | Accounting and Finances | 50 | 591 | 699 | 1290 | |
| | Accounting and Finances (E/C) | 50 | 420 | 360 | 780 | |
| | Economics | 50 | 390 | 388 | 778 | |
| | Economics (E/C) | 50 | 237 | 132 | 369 | |
| | Management (Regular Course) | 50 | 260 | 358 | 618 | |
| | Management (E/C) | 50 | 203 | 207 | 410 | |
| | Business Management - Distance Learning | 50 | 126 | 36 | 162 | |
| Sub-total | | 350 | 2227 | 2180 | 4407 | |
| Faculty of Education | Development and Infant Education | 35 | 23 | 103 | 126 | |
| | Environmental Education | 30 | 106 | 194 | 300 | |
| | Environmental Education (E/C) | 30 | 39 | 89 | 128 | |
| | Psychology of Organizations | 20 | 68 | 241 | 309 | |
| | Social and Community Psychology | 20 | 38 | 126 | 164 | |
| | Social and Community Psychology (E/C) | 25 | 25 | 74 | 99 | |
| | School Psychology -Special Educational Needs Section | 25 | 34 | 96 | 130 | |
| | School Psychology- Special Educational Needs Section (E/C) | 30 | 11 | 44 | 55 | |
| | Psychology of Organizations (E/C) | 25 | 41 | 116 | 157 | |
| | Organization and Management of Education | 30 | 25 | 49 | 74 | |
| | Organization and Management of Education (E/C) | 30 | 19 | 37 | 56 | |
| | Organization and Management of Education (Learning Distance) | 60 | 164 | 119 | 283 | |
| | Languages Sign of Mozambique- | 15 | 2 | 6 | 8 | |

| | | | | | | |
|--|--|------------|-------------|-------------|-------------|--|
| | Interpretation Section (Regular Course) | | | | | |
| | Languages Sign of Mozambique-Teaching Section (Regular Course) | 15 | 8 | 16 | 24 | |
| Sub-total | | 390 | 603 | 1310 | 1913 | |
| Faculty of Engineering | Environmental Engineering | 35 | 85 | 91 | 176 | |
| | Environmental Engineering (E/C) | 40 | 16 | 22 | 38 | |
| | Civil Engineering | 40 | 518 | 134 | 652 | |
| | Environmental Engineering (E/C) | 50 | 134 | 11 | 145 | |
| | Electrical Engineering | 25 | 345 | 44 | 389 | |
| | Electrical Engineering (E/C) | 50 | 136 | 7 | 143 | |
| | Electronic Engineering | 25 | 413 | 63 | 476 | |
| | Electronic Engineering (E/C) | 50 | 73 | 7 | 80 | |
| | Informatics Engineering | 25 | 499 | 67 | 566 | |
| | Informatics Engineering (E/C) | 50 | 140 | 8 | 148 | |
| | Mechanical Engineering | 40 | 393 | 45 | 438 | |
| | Chemical Engineering | 35 | 198 | 125 | 323 | |
| | Management and Production Engineering(E/C) | 40 | 47 | 8 | 55 | |
| Sub-total | | 505 | 2997 | 632 | 3629 | |
| Faculty of Philosophy | Philosophy | 60 | 138 | 67 | 205 | |
| | Philosophy (E/C) | 80 | 59 | 39 | 98 | |
| Sub-total | | 140 | 197 | 106 | 303 | |
| Faculty of Arts and Social Sciences | Public Administration | 60 | 538 | 893 | 1431 | |
| | Public Administration (E/C) | 60 | 311 | 558 | 869 | |
| | Licenciatura em Public Administration(Distancia) | 180 | 76 | 82 | 158 | |
| | Anthropology | 35 | 10 | 17 | 27 | |
| | Anthropology (E/C) | 35 | 6 | 1 | 7 | |
| | Archaeology and Cultural Heritage Management | 30 | 13 | 24 | 37 | |
| | Political Science | 30 | 114 | 105 | 219 | |
| | Political Science(E/C) | 30 | 64 | 61 | 125 | |
| | French Teaching | 30 | 31 | 41 | 72 | |
| | French Teaching(E/C) | 30 | 7 | 12 | 19 | |
| | English Teaching | 30 | 179 | 61 | 240 | |
| | English Teaching (E/C) | 30 | 81 | 30 | 111 | |
| | Linguistics | 30 | 15 | 25 | 40 | |
| | Linguistics (E/C) | 30 | 5 | 19 | 24 | |
| | Mozambican Literature | 30 | 5 | 11 | 16 | |
| | Mozambican Literature (E/C) | 30 | 4 | 7 | 11 | |
| | Bantu Languages Teaching | 30 | 16 | 22 | 38 | |
| | Portuguese Teaching | 30 | 40 | 54 | 94 | |
| | Portuguese Teaching (E/C) | 30 | 14 | 38 | 52 | |
| | Geography | 45 | 65 | 45 | 110 | |
| | Geography (E/C) | 45 | 30 | 32 | 62 | |
| | History | 35 | 54 | 43 | 97 | |

| | | | | | | |
|--|--|-------------|-------------|-------------|-------------|--|
| | History (E/C) | 35 | 22 | 23 | 45 | |
| | Sociology | 35 | 98 | 239 | 337 | |
| | Sociology (E/C) | 35 | 89 | 147 | 236 | |
| | Social Service | 35 | 67 | 165 | 232 | |
| | Translation and Interpretation (English/Portuguese) | 30 | 109 | 40 | 149 | |
| | Translation and Interpretation (English/ Portuguese) (E/C) | 30 | 62 | 25 | 87 | |
| | Translation and Interpretation Portuguese/ French) | 30 | 6 | 13 | 19 | |
| | Translation and Interpretation Portuguese/ French) (E/C) | 30 | 4 | 2 | 6 | |
| Sub-total | | 1175 | 2135 | 2835 | 4970 | |
| | Journalism | 34 | 143 | 300 | 443 | |
| | Journalism (E/C) | 70 | 47 | 80 | 127 | |
| | Information Sciences | 25 | 64 | 91 | 155 | |
| | Theater | 25 | 12 | 6 | 18 | |
| | Music | 25 | 43 | 19 | 62 | |
| Sub-total | | 179 | 309 | 496 | 805 | |
| School of Sport and Sciences | Sport Sciences | 30 | 27 | 7 | 34 | |
| Sub-total | | 30 | 27 | 7 | 34 | |
| School of Hotel and Tourism | Tourism Entertainment | 30 | 38 | 73 | 111 | |
| | Management of Tourism Market | 30 | 11 | 31 | 42 | |
| | Management of Tourism Market | 30 | 37 | 64 | 101 | |
| | Management (E/C) | 80 | 50 | 66 | 116 | |
| | Tourist Information | 30 | 38 | 66 | 104 | |
| Sub-total | | 200 | 174 | 300 | 474 | |
| School of Entrepreneurship and Business | Commercial Agriculture | 30 | 7 | 8 | 15 | |
| | Agro-Business | 30 | 10 | 11 | 21 | |
| | Finances | 30 | 58 | 70 | 128 | |
| | Finances (E/C) | 40 | 10 | 4 | 14 | |
| | Commercial Management | 30 | 11 | 9 | 20 | |
| | Business Management | 30 | 69 | 75 | 144 | |
| | Business Management (E/C) | 40 | 18 | 6 | 24 | |
| Sub-total | | 230 | 183 | 183 | 366 | |
| School of Rural Development | Agro-Processing | 30 | 4 | 1 | 5 | |
| | Communication and Rural Extension | 30 | 19 | 16 | 35 | |
| | Agrarian Economy | 30 | 26 | 21 | 47 | |
| | Rural Engineering | 30 | 21 | 4 | 25 | |
| | Fishing Production | 30 | 14 | 22 | 36 | |
| | Agro-Production | 30 | 5 | 3 | 8 | |
| | Animal Production | 30 | 2 | 8 | 10 | |
| Sub-total | | 210 | 91 | 75 | 166 | |
| School of Marine and Coastal | Marine Biology | 30 | 32 | 36 | 68 | |
| | Oceanography | 30 | 20 | 1 | 21 | |

| | | | | | | |
|------------------------------|-----------------------------|-------------|--------------|--------------|--------------|--|
| Sciences | Marine Chemistry | 30 | 7 | 2 | 9 | |
| | Marine Geology | 30 | 21 | 10 | 31 | |
| Sub-total | | 120 | 80 | 49 | 129 | |
| Faculty of Medicine | Medicine | 80 | 695 | 1374 | 2069 | |
| | Sub-total | 80 | 695 | 1374 | 2069 | |
| Faculty of Veterinary | Science and Food Technology | 30 | 29 | 64 | 93 | |
| | Veterinary Medicine | 30 | 40 | 64 | 104 | |
| Sub-total | | 60 | 69 | 128 | 197 | |
| Grand Total | | 4609 | 12636 | 12075 | 24711 | |

Table 11-Numbers of Candidates by Province of Application, Gender and Age Groups

| Province | Age Groups | | | | | | | | | | | | | | | | | | | | | | | | | Total | | | | | | | |
|----------|------------|------|------|---------|------|-------|---------|------|------|---------|-----|------|---------|-----|-----|---------|-----|-----|---------|----|-----|---------|----|----|---------|-------|----|----|--------------------|-----|-------|-------|-------|
| | [17:20[| | | [20:25[| | | [25:30[| | | [30:35[| | | [35:40[| | | [40:45[| | | [45:50[| | | [50:55[| | | [55:60[| | | | Inf. Not Available | | | | |
| | M | F | MF | M | F | MF | M | F | MF | M | F | MF | M | F | MF | M | F | MF | M | F | MF | M | F | MF | M | F | MF | M | F | MF | M | F | MF |
| MPT | 1965 | 2832 | 4797 | 4051 | 4090 | 8141 | 1715 | 1490 | 3205 | 893 | 778 | 1671 | 434 | 399 | 833 | 137 | 144 | 281 | 93 | 51 | 144 | 26 | 35 | 61 | 13 | 5 | 18 | 9 | 7 | 16 | 9336 | 9831 | 19167 |
| GZ | 190 | 243 | 433 | 365 | 222 | 587 | 106 | 51 | 157 | 41 | 17 | 58 | 21 | 11 | 32 | 4 | 5 | 9 | | 3 | 3 | | 1 | 1 | | 0 | 0 | | 2 | 2 | 727 | 555 | 1282 |
| INH | 209 | 258 | 467 | 296 | 235 | 531 | 77 | 69 | 146 | 43 | 42 | 85 | 29 | 15 | 44 | 10 | 7 | 17 | 4 | 5 | 9 | | 2 | 2 | | 0 | 0 | | 1 | 1 | 668 | 634 | 1302 |
| SF | 146 | 102 | 248 | 192 | 69 | 261 | 30 | 10 | 40 | 11 | 3 | 14 | 4 | 1 | 5 | 0 | 0 | 0 | 2 | 0 | 2 | 0 | 0 | 0 | 1 | 0 | 1 | 0 | 1 | 1 | 386 | 186 | 572 |
| MN | 83 | 89 | 172 | 146 | 43 | 189 | 26 | 9 | 35 | 9 | 1 | 10 | 4 | 0 | 4 | 0 | 0 | 0 | 1 | | 1 | 0 | | 0 | | 0 | | | 0 | 0 | 269 | 142 | 411 |
| TT | 58 | 52 | 110 | 78 | 21 | 99 | 17 | 3 | 20 | 5 | 4 | 9 | 0 | | 0 | 1 | | 1 | 0 | | 0 | 0 | | 0 | 1 | | 1 | 1 | 1 | 2 | 161 | 81 | 242 |
| ZMB | 169 | 154 | 323 | 303 | 156 | 459 | 42 | 11 | 53 | 18 | 4 | 22 | 3 | 1 | 4 | 2 | 1 | 3 | 0 | | 0 | 0 | | 0 | 0 | | 0 | | 1 | 1 | 537 | 328 | 865 |
| NPL | 96 | 85 | 181 | 161 | 57 | 218 | 30 | 12 | 42 | 9 | 2 | 11 | 2 | 2 | 4 | 1 | 1 | 2 | 0 | | 0 | | | 0 | | 0 | | 1 | | 1 | 300 | 159 | 459 |
| CD | 38 | 40 | 78 | 92 | 32 | 124 | 21 | 7 | 28 | 3 | 2 | 5 | 1 | 1 | 2 | | | 0 | | | 0 | | | 0 | | 0 | | | 0 | 155 | 82 | 237 | |
| NSS | 31 | 33 | 64 | 41 | 36 | 77 | 10 | 2 | 12 | 5 | 3 | 8 | 3 | 0 | 3 | 0 | 1 | 1 | 2 | 1 | 3 | 4 | 1 | 5 | 0 | | 0 | | | 0 | 97 | 77 | 174 |
| Total | 2985 | 3888 | 6873 | 5725 | 4961 | 10686 | 2074 | 1664 | 3738 | 1037 | 856 | 1893 | 501 | 430 | 931 | 155 | 159 | 314 | 102 | 60 | 162 | 30 | 39 | 69 | 15 | 5 | 20 | 11 | 13 | 24 | 12636 | 12075 | 24711 |

MPT-Maputo, **GZ**-Gaza, **INH**-Inhambane, **SF**-Sofala, **MN**-Manica, **TT**-Tete, **ZMB**-Zambézia, **NP**-Nampula, **CD**-Cabo Delgado, **NSS**-Niassa.

M-Male, **F**- Female, **MF**- Male and Female.

Table 12-Numbers of Admission by Faculty/ School, Course, Degree, Vacancies and Gender

| Faculty/ School | Course | Gender | | Total |
|---|--|--------|-----|-------|
| | | M | F | |
| Faculty of Agronomy and Forestry Engineering | Agriculture Engineering | 36 | 14 | 50 |
| | Forestry Engineering | 13 | 12 | 25 |
| | Agro- economics and Agrarian Extension | 7 | 18 | 25 |
| Sub-total | | 56 | 44 | 100 |
| Faculty of Architecture and Physical Planning | Architecture and Physical Planning | 24 | 6 | 30 |
| Sub-total | | 24 | 6 | 30 |
| Faculty of Sciences | Applied Biology | 9 | 31 | 40 |
| | Biology and Health | 4 | 26 | 30 |
| | Marine Biology, Aquatic and Coastal | 5 | 25 | 30 |
| | Biological Sciences | 0 | 0 | 0 |
| | Geographic Information Science | 9 | 21 | 30 |
| | Geographic Information Sciences (E/C) | 29 | 31 | 60 |
| | Geological Mapping and Mineral Exploration | 7 | 18 | 25 |
| | Ecology and Conservation of Terrestrial Biodiversity | 7 | 23 | 30 |
| | Statistics | 18 | 12 | 30 |
| | Statistics (E/C) | 28 | 32 | 60 |
| | Physics | 10 | 25 | 35 |
| | Physics (E/C) | 19 | 9 | 28 |
| | Applied Geology | 24 | 1 | 25 |
| | Informatics | 26 | 4 | 30 |
| | Informatics (E/C) | 38 | 22 | 60 |
| | Mathematics | 14 | 16 | 30 |
| | Meteorology | 6 | 29 | 35 |
| | Meteorology (E/C) | 13 | 12 | 25 |
| | Chemistry | 0 | 0 | 0 |
| | Environmental Chemistry | 5 | 20 | 25 |
| | Industrial Chemistry | 11 | 14 | 25 |
| Sub-total | | 282 | 371 | 653 |
| Faculty of Law | Law | 71 | 0 | 71 |
| | Law (E/C) | 64 | 6 | 70 |
| Sub-total | | 135 | 6 | 141 |
| Faculty of Economics | Accounting and Finances | 49 | 1 | 50 |
| | Accounting and Finances (E/C) | 49 | 1 | 50 |
| | Economics | 45 | 5 | 50 |
| | Economics (E/C) | 34 | 16 | 50 |
| | Management (Regular Course) | 41 | 9 | 50 |
| | Management (E/C) | 34 | 16 | 50 |

| | | | | |
|--|--|------------|------------|------------|
| | Business Management - Distance Learning | 38 | 12 | 50 |
| Sub-total | | 290 | 60 | 350 |
| Faculty of Education | Development and Infant Education | 25 | 10 | 35 |
| | Organization and Management of Education (Learning Distance) | 57 | 3 | 60 |
| | Environmental Education | 23 | 7 | 30 |
| | Environmental Education (E/C) | 21 | 9 | 30 |
| | Languages Sign of Mozambique-Interpretation Section (Regular Course) | 5 | 10 | 15 |
| | Languages Sign of Mozambique- Teaching Section (Regular Course) | 7 | 8 | 15 |
| | Organization and Management of Education | 18 | 12 | 30 |
| | Organization and Management of Education (E/C) | 9 | 21 | 30 |
| | Psychology of Organizations | 17 | 3 | 20 |
| | Psychology of Organizations (E/C) | 18 | 7 | 25 |
| | School Psychology -Special Educational Needs Section | 18 | 7 | 25 |
| | School Psychology- Special Educational Needs Section (E/C) | 19 | 11 | 30 |
| | Social and Community Psychology | 15 | 5 | 20 |
| | Social and Community Psychology (E/C) | 20 | 5 | 25 |
| Sub-total | | 272 | 118 | 390 |
| Faculty of Engineering | Environmental Engineering | 12 | 23 | 35 |
| | Environmental Engineering (E/C) | 20 | 20 | 40 |
| | Civil Engineering | 33 | 7 | 40 |
| | Environmental Engineering (E/C) | 35 | 15 | 50 |
| | Electrical Engineering | 25 | 0 | 25 |
| | Electrical Engineering (E/C) | 34 | 16 | 50 |
| | Electronic Engineering | 25 | 0 | 25 |
| | Electronic Engineering (E/C) | 27 | 23 | 50 |
| | Informatics Engineering | 23 | 2 | 25 |
| | Informatics Engineering (E/C) | 35 | 15 | 50 |
| | Mechanical Engineering | 35 | 5 | 40 |
| | Chemical Engineering | 33 | 2 | 35 |
| | Management and Production Engineering | 16 | 24 | 40 |
| Sub-total | | 353 | 152 | 505 |
| Faculty of Philosophy | Philosophy | 47 | 13 | 60 |
| | Philosophy (E/C) | 47 | 33 | 80 |
| Sub-total | | 94 | 46 | 140 |
| Faculty of Arts and Social Sciences | Public Administration | 44 | 16 | 60 |
| | Public Administration (E/C) | 42 | 18 | 60 |
| | Public Administration - Distance Learning | 110 | 8 | 118 |
| | Anthropology | 22 | 12 | 34 |
| | Anthropology (E/C) | 7 | 12 | 19 |
| | Archaeology and Cultural Heritage Management | 18 | 12 | 30 |
| | Political Science | 21 | 9 | 30 |

| | | | | |
|---|---|------------|------------|-------------|
| | Political Science (E/C) | 11 | 19 | 30 |
| | French Teaching | 21 | 9 | 30 |
| | French Teaching(E/C) | 16 | 4 | 20 |
| | English Teaching | 25 | 5 | 30 |
| | English Teaching (E/C) | 26 | 4 | 30 |
| | Linguistics | 13 | 17 | 30 |
| | Linguistics (E/C) | 16 | 14 | 30 |
| | Mozambican Literature | 9 | 21 | 30 |
| | Mozambican Literature (E/C) | 8 | 18 | 26 |
| | Bantu Languages Teaching | 23 | 7 | 30 |
| | Portuguese Teaching | 12 | 18 | 30 |
| | Portuguese Teaching (E/C) | 13 | 17 | 30 |
| | Geography | 39 | 6 | 45 |
| | Geography (E/C) | 29 | 16 | 45 |
| | History | 14 | 21 | 35 |
| | History (E/C) | 11 | 24 | 35 |
| | Linguistics and Literature | 0 | 0 | 0 |
| | Sociology | 22 | 11 | 33 |
| | Sociology (E/C) | 16 | 19 | 35 |
| | Social Service | 15 | 20 | 35 |
| | Translation and Interpretation (English/Portuguese) | 25 | 5 | 30 |
| | Translation and Interpretation (English/ Portuguese) (E/C) | 28 | 2 | 30 |
| | Translation and Interpretation Portuguese/ French) | 13 | 17 | 30 |
| | Translation and Interpretation Portuguese/ French) (E/C) | 6 | 0 | 6 |
| | Sub-total | 675 | 381 | 1056 |
| School of Communication and Arts | Journalism | 24 | 6 | 30 |
| | Journalism (E/C) | 35 | 35 | 70 |
| | Information Sciences | 12 | 11 | 23 |
| | Theater | 15 | 2 | 17 |
| | Music | 25 | 2 | 27 |
| Sub-total | | 111 | 56 | 167 |
| School of Sport and Sciences | Sport Sciences | 21 | 7 | 28 |
| | Sub-total | 21 | 7 | 28 |
| School of Hotel and Tourism | Tourism Entertainment | 18 | 12 | 30 |
| | Management (E/C) | 66 | 14 | 80 |
| | Management of Tourism Market | 23 | 7 | 30 |
| | Hotel Management | 14 | 16 | 30 |
| | Tourist Information | 23 | 7 | 30 |
| Sub-total | | 144 | 56 | 200 |
| School of Entrepreneurship and | Commercial Agriculture | 10 | 5 | 15 |

| | | | | |
|--|-----------------------------------|-------------|-------------|-------------|
| Business | Agro-Business | 14 | 16 | 30 |
| | Commerce | 0 | 0 | 0 |
| | Finances | 23 | 7 | 30 |
| | Finances (E/C) | 14 | 3 | 17 |
| | Commercial Management | 4 | 26 | 30 |
| | Business Management | 16 | 14 | 30 |
| | Business Management (E/C) | 23 | 4 | 27 |
| | Management and Leadership | 0 | 0 | 0 |
| Sub-total | | 104 | 75 | 179 |
| School of Rural Development | Agro-Processing | 5 | 17 | 22 |
| | Communication and Rural Extension | 19 | 11 | 30 |
| | Agrarian Economy | 22 | 8 | 30 |
| | Rural Engineering | 18 | 12 | 30 |
| | Fishing Production | 22 | 8 | 30 |
| | Agro-Production | 7 | 8 | 15 |
| | Animal Production | 9 | 11 | 20 |
| Sub-total | | 102 | 75 | 177 |
| School of Marine and Coastal Sciences | Marine Biology | 10 | 20 | 30 |
| | Oceanography | 17 | 12 | 29 |
| | Marine Chemistry | 7 | 23 | 30 |
| | Marine Geology | 17 | 13 | 30 |
| Sub-total | | 51 | 68 | 119 |
| Faculty of Medicine | Medicine | 80 | 0 | 80 |
| Sub-total | | 80 | 0 | 80 |
| Faculty of Veterinary | Veterinary Medicine | 2 | 28 | 30 |
| | Science and Food Technology | 8 | 22 | 30 |
| Sub-total | | 10 | 50 | 60 |
| | | | | |
| Grand Total | | 2804 | 1571 | 4375 |

Table 13-Numbers of Admission by Province of Application and Gender

| Province | Gender | | |
|--------------|-------------|-------------|-------------|
| | Male | Female | Total |
| Maputo | 2010 | 1303 | 3313 |
| Gaza | 176 | 102 | 278 |
| Inhambane | 186 | 148 | 334 |
| Sofala | 91 | 20 | 111 |
| Manica | 55 | 12 | 67 |
| Tete | 16 | 8 | 24 |
| Zambézia | 93 | 31 | 124 |
| Nampula | 46 | 17 | 63 |
| Cabo Delgado | 24 | 6 | 30 |
| Niassa | 20 | 11 | 31 |
| Total | 2717 | 1658 | 4375 |

Table 14-Numbers of Admission by Province of Application and Age groups

| Province | Age Groups | | | | | | | | | | Total |
|--------------|------------|---------|---------|---------|---------|---------|---------|---------|---------|---------|-------|
| | [17:20[| [20:25[| [25:30[| [30:35[| [35:40[| [40:45[| [45:50[| [50:55[| [55:60[| No Inf. | |
| Maputo | 755 | 1342 | 595 | 334 | 162 | 71 | 33 | 12 | 7 | 2 | 3313 |
| Gaza | 91 | 100 | 42 | 23 | 14 | 4 | 3 | 1 | 0 | | 278 |
| Inhambane | 96 | 128 | 52 | 30 | 16 | 6 | 4 | 2 | 0 | | 334 |
| Sofala | 43 | 49 | 10 | 6 | 3 | 0 | 0 | 0 | 0 | | 111 |
| Manica | 17 | 37 | 8 | 4 | 1 | 0 | 0 | 0 | | | 67 |
| Tete | 9 | 8 | 2 | 4 | 0 | 1 | 0 | 0 | 0 | | 24 |
| Zambézia | 39 | 66 | 11 | 4 | 1 | 3 | 0 | 0 | 0 | | 124 |
| Nampula | 21 | 35 | 6 | 0 | 0 | 1 | 0 | 0 | 0 | | 63 |
| Cabo Delgado | 8 | 19 | 1 | 1 | 1 | 0 | | | | | 30 |
| Niassa | 8 | 10 | 1 | 4 | 1 | 1 | 2 | 4 | 0 | | 31 |
| Total | 1087 | 1794 | 728 | 410 | 199 | 87 | 42 | 19 | 7 | 2 | 4375 |

4. STUDENT POPULATION

4.1. NEW INTAKES STUDENTS

Table 15-*Licenciatura* Courses: Numbers of New Intake Students by Faculty/ School, Course and Gender

| | Course | Gender | | Total |
|---|--|--------|-----|-------|
| | | M | F | |
| Faculty of Agronomy and Forestry Engineering | Agriculture Engineering | 36 | 19 | 55 |
| | Forestry Engineering | 15 | 8 | 23 |
| | Agro- economics and Agrarian Extension | 15 | 8 | 23 |
| Sub-total | | 66 | 35 | 101 |
| Faculty of Architecture and Physical Planning | Architecture and Pysical Planning | 30 | 5 | 35 |
| | Sub-total | 30 | 5 | 35 |
| Faculty of Sciences | Applied Biology | 13 | 23 | 36 |
| | Biology and Health | 10 | 21 | 31 |
| | Marine Biology, Aquatic and Coastal | 7 | 22 | 29 |
| | Biological Sciences | | | 0 |
| | Geographic Information Science | 20 | 10 | 30 |
| | Geographic Information Sciences (E/C) | 27 | 26 | 53 |
| | Geological Mapping and Mineral Exploration | 15 | 12 | 27 |
| | Ecology and Conservation of Terrestrial Biodiversity | 12 | 19 | 31 |
| | Statistics | 22 | 7 | 29 |
| | Statistics (E/C) | 31 | 16 | 47 |
| | Physics | 28 | 4 | 32 |
| | Physics (E/C) | 18 | 2 | 20 |
| | Applied Geology | 21 | 6 | 27 |
| | Informatics | 28 | 3 | 31 |
| | Informatics (E/C) | 45 | 7 | 52 |
| | Mathematics | 27 | 0 | 27 |
| | Meteorology | 24 | 8 | 32 |
| | Meteorology (E/C) | 12 | 7 | 19 |
| | Environmental Chemistry | 10 | 15 | 25 |
| | Environmental Chemistry | 19 | 7 | 26 |
| Sub-total | | 389 | 215 | 604 |
| Faculty of Law | Law | 40 | 33 | 73 |
| | Law (E/C) | 49 | 30 | 79 |
| Sub-total | | 89 | 63 | 152 |
| | | | | 0 |
| Sub-total | | 0 | 0 | 0 |
| Faculty of Economics | Accounting and Finances | 29 | 26 | 55 |
| | Accounting and Finances (E/C) | 31 | 19 | 50 |
| | Economics | 33 | 22 | 55 |
| | Economics (E/C) | 36 | 16 | 52 |

| | | | | |
|--|--|------------|------------|------------|
| | Management (Regular Course) | 37 | 24 | 61 |
| | Management (E/C) | 33 | 17 | 50 |
| | Business Management - Distance Learning | 36 | 7 | 43 |
| Sub-total | | 235 | 131 | 366 |
| Faculty of Education | Development and Infant Education | 8 | 28 | 36 |
| | Environmental Education | 18 | 17 | 35 |
| | Environmental Education (E/C) | 12 | 18 | 30 |
| | Psychology of Organizations | 5 | 16 | 21 |
| | Psychology of Organizations (E/C) | 7 | 19 | 26 |
| | Social and Community Psychology | 7 | 19 | 26 |
| | Social and Community Psychology (E/C) | 5 | 17 | 22 |
| | School Psychology -Special Educational Needs Section | 7 | 17 | 24 |
| | School Psychology- Special Educational Needs Section (E/C) | 5 | 17 | 22 |
| | Psychology of Organizations (E/C) | | | 0 |
| | Organization and Management of Education | 13 | 18 | 31 |
| | Organization and Management of Education (E/C) | 11 | 16 | 27 |
| | Organization and Management of Education - Distance Learning | 44 | 7 | 51 |
| | Languages Sign of Mozambique-Interpretation Section (Regular Course) | 5 | 10 | 15 |
| | Languages Sign of Mozambique- Teaching Section (Regular Course) | 7 | 7 | 14 |
| Sub-total | | 154 | 226 | 380 |
| Faculty of Engineering | Environmental Engineering | 27 | 14 | 41 |
| | Environmental Engineering (E/C) | 16 | 17 | 33 |
| | Civil Engineering | 40 | 0 | 40 |
| | Environmental Engineering (E/C) | 32 | 4 | 36 |
| | Electrical Engineering | 25 | 3 | 28 |
| | Electrical Engineering (E/C) | 43 | 1 | 44 |
| | Electronic Engineering | 24 | 2 | 26 |
| | Electronic Engineering (E/C) | 34 | 1 | 35 |
| | Informatics Engineering | 25 | 2 | 27 |
| | Informatics Engineering (E/C) | 37 | 3 | 40 |
| | Mechanical Engineering | 39 | 2 | 41 |
| | Chemical Engineering | 27 | 12 | 39 |
| | Management and Production Engineering (E/C)) | 27 | 4 | 31 |
| Sub-total | | 396 | 65 | 461 |
| Faculty of Philosophy | Philosophy | 45 | 10 | 55 |
| | Philosophy (E/C) | 38 | 18 | 56 |
| Sub-total | | 83 | 28 | 111 |
| Faculty of Arts and Social Sciences | Public Administration | 38 | 33 | 71 |
| | Public Administration (E/C) | 26 | 31 | 57 |
| | Public Administration - Distance Learning | 67 | 45 | 112 |
| | Anthropology | 16 | 18 | 34 |
| | Anthropology (E/C) | 10 | 12 | 22 |
| | Archaeology and Cultural Heritage Management | 15 | 14 | 29 |
| | Political Science | 19 | 16 | 35 |
| | Political Science (E/C) | 19 | 9 | 28 |

| | | | | |
|---|---|------------|------------|-------------|
| | French Teaching | 11 | 16 | 27 |
| | French Teaching(E/C) | 6 | 10 | 16 |
| | English Teaching | 24 | 8 | 32 |
| | English Teaching (E/C) | 20 | 6 | 26 |
| | Linguistics | 11 | 15 | 26 |
| | Linguistics (E/C) | 7 | 17 | 24 |
| | Mozambican Literature | 14 | 13 | 27 |
| | Mozambican Literature (E/C) | 6 | 19 | 25 |
| | Bantu Languages Teaching | 12 | 17 | 29 |
| | Portuguese Teaching | 11 | 12 | 23 |
| | Portuguese Teaching (E/C) | 14 | 13 | 27 |
| | Geography | 22 | 15 | 37 |
| | Geography (E/C) | 29 | 12 | 41 |
| | History | 22 | 16 | 38 |
| | History (E/C) | 17 | 13 | 30 |
| | Linguistics and Literature | | | 0 |
| | Sociology | 16 | 30 | 46 |
| | Sociology (E/C) | 16 | 19 | 35 |
| | Social Service | 14 | 24 | 38 |
| | Translation and Interpretation (English/Portuguese) | 23 | 7 | 30 |
| | Translation and Interpretation (English/ Portuguese) (E/C) | 17 | 7 | 24 |
| | Translation and Interpretation Portuguese/ French) | 10 | 14 | 24 |
| | Translation and Interpretation Portuguese/ French) (E/C) | 3 | 5 | 8 |
| Sub-total | | 535 | 486 | 1021 |
| School of Communication and Arts | Journalism | 15 | 18 | 33 |
| | Journalism (E/C) | 26 | 30 | 56 |
| | Information Sciences | 7 | 14 | 21 |
| | Theater | 9 | 4 | 13 |
| | Music | 14 | 9 | 23 |
| Sub-total | | 71 | 75 | 146 |
| School of Entrepreneurship and Business | Sport Sciences | 19 | 5 | 24 |
| Sub-total | | 19 | 5 | 24 |
| School of Hotel and Tourism | Tourism Entertainment | 8 | 12 | 20 |
| | Management (E/C) | 33 | 30 | 63 |
| | Management of Tourism Market | 7 | 11 | 18 |
| | Hotel Management | 10 | 18 | 28 |
| | Tourist Information | 11 | 11 | 22 |
| School of Entrepreneurship and Business | | 69 | 82 | 151 |
| | Commercial Agriculture | 7 | 10 | 17 |
| | Agro-Business | 12 | 8 | 20 |
| | Commerce | | | 0 |
| | Finances | 19 | 11 | 30 |
| | Finances (E/C) | 10 | 7 | 17 |
| | Commercial Management | 15 | 10 | 25 |
| | Business Management | 13 | 12 | 25 |
| Sub-total | | 76 | 58 | 134 |

| | | | | |
|--|-----------------------------------|-------------|-------------|-------------|
| School of Rural Development | Agro-Processing | 20 | 4 | 24 |
| | Communication and Rural Extension | 15 | 12 | 27 |
| | Agrarian Economy | 17 | 17 | 34 |
| | Rural Engineering | 23 | 2 | 25 |
| | Agro-Production | 12 | 7 | 19 |
| | Fishing Production | 14 | 16 | 30 |
| | Animal Production | 5 | 12 | 17 |
| Sub-total | | 106 | 70 | 176 |
| School of Marine and Coastal Sciences | Marine Biology | 8 | 12 | 20 |
| | Oceanography | 20 | 3 | 23 |
| | Marine Chemistry | 13 | 14 | 27 |
| | Marine Geology | 19 | 8 | 27 |
| Sub-total | | 60 | 37 | 97 |
| Faculty of Medicine | Medicine | 44 | 41 | 85 |
| Sub-total | | 44 | 41 | 85 |
| Faculty of Veterinary | Food Science and Technology | 10 | 21 | 31 |
| | Veterinary Medicine | 14 | 9 | 23 |
| Sub-total | | 24 | 30 | 54 |
| Grand Total | | 2446 | 1652 | 4098 |

Table 16-Masters Courses: Numbers of New Intake Students by Faculty/ School and Gender

| Faculty/ School | Masters Courses in: | Gender | | Total |
|---|--|--------|-----|-------|
| | | M | F | |
| Faculty of Agronomy and Forestry Engineering | Agrarian Economy | 5 | 2 | 7 |
| | Rural Development | 5 | 5 | 10 |
| | Management and Biodiversity Conservation | 5 | 2 | 7 |
| | Technology and Utilization of Wood | 8 | 1 | 9 |
| | Vegetal Protection | 9 | 3 | 12 |
| Sub-total | | 32 | 13 | 45 |
| Faculty of Architecture and Physical Planning | Planning and Informal Settlements Management | 50 | 9 | 59 |
| Sub-total | | 50 | 9 | 59 |
| Faculty of Sciences | Chemical and Processing Local Resources | 7 | 6 | 13 |
| Sub-total | | 7 | 6 | 13 |
| Faculty of Law | Juridical Sciences | 17 | 10 | 27 |
| | Human Rights | 0 | 1 | 1 |
| Sub-total | | 17 | 11 | 28 |
| Faculty of Economics | Development Economics | 14 | 5 | 19 |
| | Master in Business Administration | 25 | 12 | 37 |
| Sub-total | | 39 | 17 | 56 |
| Faculty of Education | Administration and Management of Education | 10 | 8 | 18 |
| | Instructional and Curriculum Development | 4 | 3 | 7 |
| | Community and Family Therapy | 3 | 9 | 12 |
| Sub-total | | 17 | 20 | 37 |
| Faculty of Engineering | Food Technology | 6 | 5 | 11 |
| | Oil Engineering | 16 | 3 | 19 |
| Sub-total | | 22 | 8 | 30 |
| Faculty of Arts and Social Sciences | Governance and Public Administration | 8 | 8 | 16 |
| | Mozambique and Southern African History | 13 | 2 | 15 |
| | Linguistics | 10 | 2 | 12 |
| | Population and Development | 6 | 7 | 13 |
| | Rural Sociology and Development Management | 15 | 9 | 24 |
| Sub-total | | 52 | 28 | 80 |
| Faculty of Medicine | Mental Health and Psycho-interventions | 7 | 13 | 20 |
| | Public Health | 18 | 24 | 42 |
| | Public Health -Distance Learning | 8 | 9 | 17 |
| Sub-total | | 33 | 46 | 79 |
| Grand Total | | 269 | 158 | 427 |

Table 17-Doctorate Courses: Numbers of New Intake Students by Faculty/ School, Course and Gender

| Faculty / School | Course | Total | Gender | |
|---|-------------------------------|-------|--------|---|
| | | | H | M |
| Faculty of Sciences | Science and Energy Technology | 6 | 5 | 1 |
| Sub-total | | 6 | 5 | 1 |
| Faculty of Law | Law | 0 | 0 | 0 |
| Sub-total | | 0 | 0 | 0 |
| Faculty of Arts and Social Sciences | Linguistics | 10 | 7 | 3 |
| Sub-total | | 10 | 7 | 3 |
| Total of New Intake Students in Doctorate Courses | | 16 | 12 | 4 |

Table 18-EVENING COURSES:
Licenciatura Courses: Numbers of New Intake Students by Faculty/ School, Course and Gender

| Faculty/ School | Course | Gender | | Total |
|-------------------------------------|--|--------|----|-------|
| | | M | F | |
| | | | | |
| Faculty of Sciences | Geographic Information Sciences (E/C) | 27 | 26 | 53 |
| | Statistics (E/C) | 31 | 16 | 47 |
| | Physics (E/C) | 18 | 2 | 20 |
| | Informatics (E/C) | 45 | 7 | 52 |
| | Meteorology (E/C) | 12 | 7 | 19 |
| Sub-total | | 133 | 58 | 191 |
| Faculty of Law | Law (E/C) | 49 | 30 | 79 |
| Sub-total | | 49 | 30 | 79 |
| Faculty of Economics | Accounting and Finances (E/C) | 31 | 19 | 50 |
| | Economics (E/C) | 36 | 16 | 52 |
| | Management (E/C) | 33 | 17 | 50 |
| Sub-total | | 100 | 52 | 152 |
| Faculty of Education | Environmental Education (E/C) | 12 | 18 | 30 |
| | Psychology of Organizations (E/C) | 7 | 19 | 26 |
| | Social and Community Psychology (E/C) | 5 | 17 | 22 |
| | School Psychology- Special Educational Needs Section (E/C) | 5 | 17 | 22 |
| | Organization and Management of Education (E/C) | 11 | 16 | 27 |
| Sub-total | | 40 | 87 | 127 |
| Faculty of Engineering | Environmental Engineering (E/C) | 16 | 17 | 33 |
| | Environmental Engineering (E/C) | 32 | 4 | 36 |
| | Electrical Engineering (E/C) | 43 | 1 | 44 |
| | Electronic Engineering (E/C) | 34 | 1 | 35 |
| | Informatics Engineering (E/C) | 37 | 3 | 40 |
| | Management and Production Engineering (E/C)) | 27 | 4 | 31 |
| Sub-total | | 189 | 30 | 219 |
| Faculty of Philosophy | Philosophy (E/C) | 38 | 18 | 56 |
| Sub-total | | 38 | 18 | 56 |
| Faculty of Arts and Social Sciences | Public Administration (E/C) | 26 | 31 | 57 |
| | Anthropology (E/C) | 10 | 12 | 22 |
| | Political Science (E/C) | 19 | 9 | 28 |

| | | | | |
|---|--|------------|------------|-------------|
| | French Teaching(E/C) | 6 | 10 | 16 |
| | English Teaching (E/C) | 20 | 6 | 26 |
| | Linguistics (E/C) | 7 | 17 | 24 |
| | Mozambican Literature (E/C) | 6 | 19 | 25 |
| | Portuguese Teaching (E/C) | 14 | 13 | 27 |
| | Geography (E/C) | 29 | 12 | 41 |
| | History (E/C) | 17 | 13 | 30 |
| | Sociology (E/C) | 16 | 19 | 35 |
| | Translation and Interpretation (English/ Portuguese) (E/C) | 17 | 7 | 24 |
| | Translation and Interpretation Portuguese/ French) (E/C) | 3 | 5 | 8 |
| Sub-total | | 190 | 173 | 363 |
| School of Communication and Arts | Journalism (E/C) | 26 | 30 | 56 |
| Sub-total | | 26 | 30 | 56 |
| School of Hotel and Tourism | Management (E/C) | 33 | 30 | 63 |
| School of Entrepreneurship and Business | | 33 | 30 | 63 |
| | Finances (E/C) | 10 | 7 | 17 |
| Sub-total | | 10 | 7 | 17 |
| Grand Total | | 808 | 515 | 1323 |

Table 19-Summary of Numbers of New Intake Students by Academic Degrees and Gender

| Academic Degrees | Gender | | Total |
|--|-------------|-------------|-------------|
| | M | F | |
| Licenciatura | 2446 | 1652 | 4098 |
| Masters | 269 | 158 | 427 |
| Doctorate | 12 | 4 | 16 |
| Grand Total of New Intake Students at UEM | 2727 | 1814 | 4541 |

Table 20- Numbers of New Intake Students
by Scientific Areas, Categories, Courses,
UNESCO Classification (ISCED – 1997) and
Gender

| Scientific Areas | Categories | Courses | UNESCO Classification | Gender | | |
|---------------------|--|--|-----------------------|--------|-----|-----|
| | | | | Total | M | F |
| Education | Teacher Training and Education Science | French Teaching | 14 | 27 | 11 | 16 |
| | | French Teaching- (E/C) | | 16 | 6 | 10 |
| | | English Teaching | | 32 | 24 | 8 |
| | | English Teaching-(E/C) | | 26 | 20 | 6 |
| | | Portuguese Teaching | | 23 | 11 | 12 |
| | | Portuguese Teaching -(E/C) | | 27 | 14 | 13 |
| | | Bantu Languages Teaching | | 29 | 12 | 17 |
| | | Environmental Education | | 35 | 18 | 17 |
| | | Environmental Education-(E/C) | | 30 | 12 | 18 |
| | | Instructional and Curriculum Development | | 7 | 4 | 3 |
| | | Administration and Management of Education | | 18 | 10 | 8 |
| | | Community and Family Therapy | | 12 | 3 | 9 |
| | | Organization and Management of Education | | 31 | 13 | 18 |
| | | Organization and Management of Education- (E/C) | | 27 | 11 | 16 |
| | | Organization and Management of Education-Distance Learning | | 51 | 44 | 7 |
| | | Development and Infant Education | | 36 | 8 | 28 |
| Subtotal | | | | 427 | 221 | 206 |
| Humanities and Arts | Arts | Music | 21 | 23 | 14 | 9 |
| | | Theater | | 13 | 9 | 4 |
| | Humanities | History | 22 | 38 | 22 | 16 |
| | | History (E/C) | | 30 | 17 | 13 |
| | | Mozambique and Southern African History | | 15 | 13 | 2 |
| | | Linguistics (Doctorate) | | 10 | 7 | 3 |
| | | Linguistics (Masters) | | 12 | 10 | 2 |
| | | Linguistics | | 26 | 11 | 15 |
| | | Linguistics (E/C) | | 24 | 7 | 17 |
| | | Mozambican Literature | | 27 | 14 | 13 |
| | | Mozambican Literature- (E/C) | | 25 | 6 | 19 |
| | | Languages Sign of Mozambique - Interpretation Section | | 15 | 5 | 10 |
| | | Languages Sign of Mozambique - Teaching Section | | 14 | 7 | 7 |

| | | | | | | |
|--|---|--|----|------------|------------|------------|
| | | Translation and Interpretation (Portuguese/ French) | | 24 | 10 | 14 |
| | | Translation and Interpretation (Portuguese/ French)- (E/C)) | | 8 | 3 | 5 |
| | | Translation/ Interpretation (Portuguese/English) | | 30 | 23 | 7 |
| | | Translation/ Interpretation (Portuguese/English)-(E/C) | | 24 | 17 | 7 |
| Subtotal | | | | 358 | 195 | 163 |
| Social Sciences, Management and Law | Social Sciences and Behavioural Sciences | Public Administration | 31 | 71 | 38 | 33 |
| | | Public Administration- (E/C) | | 57 | 26 | 31 |
| | | Public Administration- Distance Learning | | 112 | 67 | 45 |
| | | Governance and Public Administration | | 16 | 8 | 8 |
| | | Population and Development | | 13 | 6 | 7 |
| | | Anthropology | | 34 | 16 | 18 |
| | | Anthropology- (E/C) | | 22 | 10 | 12 |
| | | Archaeology and Cultural Heritage Management | | 29 | 15 | 14 |
| | | Political Sciences | | 35 | 19 | 16 |
| | | Political Sciences- (E/C) | | 28 | 19 | 9 |
| | | Sociology | | 46 | 16 | 30 |
| | | Sociology - (E/C) | | 35 | 16 | 19 |
| | | Economics | | 55 | 33 | 22 |
| | | Economics -(E/C) | | 52 | 36 | 16 |
| | | Development Economics | | 19 | 14 | 5 |
| | | Philosophy | | 55 | 45 | 10 |
| | | Philosophy – (E/C) | | 56 | 38 | 18 |
| | | Master in Business Administration | | 37 | 25 | 12 |
| | | Rural Sociology and Development Management | | 24 | 15 | 9 |
| | | Geography | | 37 | 22 | 15 |
| | | Geography - (E/C) | | 41 | 29 | 12 |
| | | Psychology of Organizations | | 21 | 5 | 16 |
| | | Psychology of Organizations -(E/C) | | 26 | 7 | 19 |
| | | Social and Community Psychology | | 26 | 7 | 19 |
| | | Social and Community Psychology- (E/C) | | 22 | 5 | 17 |
| | | Psychology Social -Special Educational Needs Section | | 24 | 7 | 17 |
| | | Psychology Social -Special Educational Needs Section-(E/C) | | 22 | 5 | 17 |
| | Journalism and Information | Journalism | 32 | 33 | 15 | 18 |
| | | Journalism-(E/C) | | 56 | 26 | 30 |
| | | Information Sciences | | 21 | 7 | 14 |

| | | | | | | | |
|------------------|--|---|----|------|-----|-----|----|
| | | Agro-Business | | 20 | 12 | 8 | |
| | | Commercial Agriculture | | 17 | 7 | 10 | |
| | | Management | | 61 | 37 | 24 | |
| | | Management-(E/C) | | 50 | 33 | 17 | |
| | | Management-Inhambane (E/C) | | 63 | 33 | 30 | |
| | | Business Managements -Distance Learning | | 43 | 36 | 7 | |
| | | Accounting and Finances | | 55 | 29 | 26 | |
| | | Accounting and Finances- (E/C) | | 50 | 31 | 19 | |
| | | Finances (Chibuto) | | 30 | 19 | 11 | |
| | | Finances-(E/C) (Chibuto) | | 17 | 10 | 7 | |
| | | Commercial Management | | 25 | 15 | 10 | |
| | | Hotel Management | | 28 | 10 | 18 | |
| | | Business Management | | 25 | 13 | 12 | |
| | Law and Juridical Sciences | Law | 38 | 73 | 40 | 33 | |
| | | Law-(E/C) | | 79 | 49 | 30 | |
| | | Human Rights | | 1 | 0 | 1 | |
| | | Juridical Sciences | | 27 | 17 | 10 | |
| Subtotal | | | | 1789 | 988 | 801 | |
| Natural Sciences | Life Sciences | Applied Biology | 42 | 36 | 13 | 23 | |
| | | Biology and Health | | 31 | 10 | 21 | |
| | | Marine Biology, Aquatic and Coastal | | 29 | 7 | 22 | |
| | | Marine Biology | | 20 | 8 | 12 | |
| | | Marine Chemistry | | 27 | 13 | 14 | |
| | | Physics | | 32 | 28 | 4 | |
| | | Physics- (E/C) | | 20 | 18 | 2 | |
| | | Marine Geology | | 27 | 19 | 8 | |
| | | Applied Geology | | 27 | 21 | 6 | |
| | | Geographic Information Sciences | | 30 | 20 | 10 | |
| | | Geographic Information Sciences (E/C) | | 53 | 27 | 26 | |
| | | Environmental Chemistry | | | 25 | 10 | 15 |
| | Industrial Chemistry | 26 | 19 | | 7 | | |
| | Chemical and Processing Local Resources | 13 | 7 | | 6 | | |
| | Meteorology | 32 | 24 | | 8 | | |
| | Meteorology (E/C) | 19 | 12 | | 7 | | |
| | Oceanography | 23 | 20 | | 3 | | |
| | Geological Mapping and Mineral Exploration | 27 | 15 | | 12 | | |
| | Mathematics and Statistics | Mathematics | 46 | | 27 | 27 | 0 |
| | | Statistics | | | 29 | 22 | 7 |
| | | Statistics- (E/C) | | 47 | 31 | 16 | |

| | | | | | | |
|---|-----------------------------------|--|----|-----|-----|-----|
| | Informatics | Informatics | 48 | 31 | 28 | 3 |
| | | Informatics- (E/C) | | 52 | 45 | 7 |
| | | Informatics Engineering | | 27 | 25 | 2 |
| | | Informatics Engineering - (E/C) | | 40 | 37 | 3 |
| | | Ecology and Conservation of Terrestrial Biodiversity | | 31 | 12 | 19 |
| Subtotal | | | | 781 | 518 | 263 |
| Enginerring, Manufacturing and Building | Engineering | Science and Energy Technology (Doctorate) | 52 | 6 | 5 | 1 |
| | | Electrical Engineering | | 28 | 25 | 3 |
| | | Electrical Engineering - (E/C) | | 44 | 43 | 1 |
| | | Electronic Engineering | | 26 | 24 | 2 |
| | | Electronic Engineering- (E/C) | | 35 | 34 | 1 |
| | | Mechanical Engineering | | 41 | 39 | 2 |
| | | Management and Production Engineering (E/C) | | 31 | 27 | 4 |
| | | Oil Engineering | | 19 | 16 | 3 |
| | | Chemical Engineering | | 39 | 27 | 12 |
| | | Environmental Engineering | | 41 | 27 | 14 |
| | | Environmental Engineering(E/C) | | 33 | 16 | 17 |
| | Manufacturing and Processing | Technology and Utilization of Wood | 54 | 9 | 8 | 1 |
| | | Food Science and Technology | | 31 | 10 | 21 |
| | | Food Technology(Masters) | | 11 | 6 | 5 |
| | Architecture and Building | Civil Engineering | 58 | 40 | 40 | 0 |
| | | Civil Engineering-(E/C) | | 36 | 32 | 4 |
| | | Architecture and Physical Planning | | 35 | 30 | 5 |
| | | Planning and Informal Settlements Management (Masters) | | 59 | 50 | 9 |
| Subtotal | | | | 564 | 459 | 105 |
| Agriculture | Agriculture, Forestry and Fishery | Agriculture Engineering | 62 | 55 | 36 | 19 |
| | | Forestry Engineering | | 23 | 15 | 8 |
| | | Agro- economics and Agrarian Extension | | 23 | 15 | 8 |
| | | Rural Engineering | | 25 | 23 | 2 |
| | | Agro-Processing | | 24 | 20 | 4 |
| | | Agro-Production | | 19 | 12 | 7 |
| | | Fishing Production | | 30 | 14 | 16 |
| | | Animal Production | | 17 | 5 | 12 |
| | | Agrarian Economy | | 34 | 17 | 17 |
| | | Agrarian Economy (Masters) | | 7 | 5 | 2 |
| | | Vegetal Protection | | 12 | 9 | 3 |
| | | Management and Biodiversity Conservation | | 7 | 5 | 2 |

| | | | | | | |
|-------------------------------------|--|--|----|-------------|-------------|-------------|
| | | Communication and Rural Extension | | 27 | 15 | 12 |
| | | Rural Development | | 10 | 5 | 5 |
| | | Veterinary Medicine | | 23 | 14 | 9 |
| Subtotal | | | | 336 | 210 | 126 |
| | | Medicine | 72 | 85 | 44 | 41 |
| | | Mental Health and Psycho-interventions | | 20 | 7 | 13 |
| | | Public Health | | 42 | 18 | 24 |
| | | Public Health – Distance Learning | | 17 | 8 | 9 |
| | | Social Service | 76 | 38 | 14 | 24 |
| Subtotal | | | | 202 | 91 | 111 |
| | | Tourism Entertainment | | 20 | 8 | 12 |
| | | Management of Tourism Market | | 18 | 7 | 11 |
| | | Sport Sciences | | 24 | 19 | 5 |
| | | Tourist Information | | 22 | 11 | 11 |
| Subtotal | | | | 84 | 45 | 39 |
| Total of New Intake Students | | | | 4541 | 2727 | 1814 |

4.2. ENROLLED STUDENTS

Table 21- Licenciatura Courses: Numbers of Enrolled Students by Faculty/ School, Course and Gender

| Faculty/ School | Course | Gender | | Total |
|---|--|--------|-----|-------|
| | | M | F | |
| Faculty of Agronomy and Forestry Engineering | Agriculture Engineering | 557 | 188 | 745 |
| | Forestry Engineering | 231 | 72 | 303 |
| | Agro- economics and Agrarian Extension | 36 | 18 | 54 |
| Sub-total | | 824 | 278 | 1102 |
| Faculty of Architecture and Physical Planning | Architecture and Physical Planning | 334 | 75 | 409 |
| Sub-total | | 334 | 75 | 409 |
| Faculty of Sciences | Applied Biology | 81 | 94 | 175 |
| | Biology and Health | 62 | 123 | 185 |
| | Marine Biology, Aquatic and Coastal | 45 | 79 | 124 |
| | Biological Sciences | 80 | 82 | 162 |
| | Geographic Information Science | 187 | 34 | 221 |
| | Geographic Information Sciences (E/C) | 117 | 59 | 176 |
| | Geological Mapping and Mineral Exploration | 59 | 21 | 80 |
| | Ecology and Conservation of Terrestrial Biodiversity | 53 | 84 | 137 |
| | Statistics | 282 | 44 | 326 |
| | Statistics (E/C) | 468 | 144 | 612 |
| | Physics | 337 | 21 | 358 |

| | | | | |
|------------------------|--|------|------|------|
| | Physics (E/C) | 55 | 5 | 60 |
| | Applied Geology | 316 | 55 | 371 |
| | Informatics | 370 | 78 | 448 |
| | Informatics (E/C) | 509 | 100 | 609 |
| | Mathematics | 261 | 40 | 301 |
| | Meteorology | 246 | 38 | 284 |
| | Meteorology (E/C) | 52 | 36 | 88 |
| | Environmental Chemistry | 10 | 15 | 25 |
| | Chemistry | 308 | 59 | 367 |
| | Environmental Chemistry | 19 | 7 | 26 |
| | Sub-total | 3917 | 1218 | 5135 |
| Faculty of Law | Law | 631 | 316 | 947 |
| | Law (E/C) | 618 | 299 | 917 |
| | Sub-total | 1249 | 615 | 1864 |
| Faculty of Economics | Accounting and Finances | 354 | 169 | 523 |
| | Accounting and Finances (E/C) | 318 | 145 | 463 |
| | Economics | 404 | 211 | 615 |
| | Economics (E/C) | 369 | 190 | 559 |
| | Management | 324 | 222 | 546 |
| | Management (E/C) | 284 | 220 | 504 |
| | Business Management - Distance Learning | 602 | 126 | 728 |
| Sub-total | | 2655 | 1283 | 3938 |
| Faculty of Education | Development and Infant Education | 40 | 114 | 154 |
| | Environmental Education | 92 | 111 | 203 |
| | Environmental Education (E/C) | 52 | 75 | 127 |
| | Psychology | 116 | 213 | 329 |
| | Psychology (E/C) | 93 | 201 | 294 |
| | Psychology of Organizations | 15 | 27 | 42 |
| | Psychology of Organizations (E/C) | 18 | 32 | 50 |
| | Social and Community Psychology | 17 | 35 | 52 |
| | Social and Community Psychology (E/C) | 12 | 33 | 45 |
| | School Psychology -Special Educational Needs Section | 13 | 35 | 48 |
| | School Psychology- Special Educational Needs Section (E/C) | 12 | 34 | 46 |
| | Organization and Management of Education | 93 | 103 | 196 |
| | Organization and Management of Education (E/C) | 111 | 142 | 253 |
| | Organization and Management of Education (Learning Distance) | 154 | 58 | 212 |
| | Languages Sign of Mozambique-Interpretation Section | 12 | 25 | 37 |
| | Languages Sign of Mozambique- Teaching Section | 23 | 12 | 35 |
| Sub-total | | 873 | 1250 | 2123 |
| Faculty of Engineering | Environmental Engineering | 159 | 67 | 226 |
| | Environmental Engineering (E/C) | 124 | 92 | 216 |
| | Civil Engineering | 661 | 64 | 725 |
| | Environmental Engineering (E/C) | 313 | 50 | 363 |
| | Electrical Engineering | 380 | 17 | 397 |

| | | | | |
|--|--|------|-----|------|
| | Electrical Engineering (E/C) | 307 | 28 | 335 |
| | Electronic Engineering | 491 | 33 | 524 |
| | Electronic Engineering (E/C) | 290 | 31 | 321 |
| | Informatics Engineering | 244 | 29 | 273 |
| | Informatics Engineering (E/C) | 346 | 48 | 394 |
| | Mechanical Engineering | 577 | 25 | 602 |
| | Mechanical Engineering (E/C) | 55 | 5 | 60 |
| | Chemical Engineering | 391 | 70 | 461 |
| | Chemical Engineering (E/C) | 29 | 15 | 44 |
| | Management and Production Engineering (E/C)) | 139 | 27 | 166 |
| Sub-total | | 4506 | 601 | 5107 |
| Faculty of Philosophy | Philosophy | 327 | 119 | 446 |
| | Philosophy (E/C) | 146 | 122 | 268 |
| Sub-total | | 473 | 241 | 714 |
| Faculty of Arts and Social Sciences | Public Administration | 317 | 294 | 611 |
| | Public Administration (E/C) | 306 | 261 | 567 |
| | Public Administration- Distance Learning | 102 | 76 | 178 |
| | Anthropology | 188 | 119 | 307 |
| | Anthropology (E/C) | 121 | 125 | 246 |
| | Archaeology and Cultural Heritage Management | 106 | 55 | 161 |
| | Political Science | 265 | 114 | 379 |
| | Political Science (E/C) | 234 | 101 | 335 |
| | French Teaching | 150 | 112 | 262 |
| | French Teaching(E/C) | 46 | 110 | 156 |
| | English Teaching | 256 | 32 | 288 |
| | English Teaching (E/C) | 215 | 116 | 331 |
| | Linguistics | 83 | 87 | 170 |
| | Linguistics (E/C) | 76 | 151 | 227 |
| | Mozambican Literature | 77 | 100 | 177 |
| | Mozambican Literature (E/C) | 50 | 137 | 187 |
| | Bantu Languages Teaching | 152 | 96 | 248 |
| | Portuguese Teaching | 193 | 111 | 304 |
| | Portuguese Teaching (E/C) | 113 | 183 | 296 |
| | Geography | 326 | 100 | 426 |
| | Geography (E/C) | 183 | 173 | 356 |
| | History | 289 | 85 | 374 |
| | History (E/C) | 206 | 168 | 374 |
| | Linguistics and Literature | 67 | 35 | 102 |
| | Linguistics and Literature (E/C) | 28 | 77 | 105 |
| | Sociology | 261 | 214 | 475 |
| | Sociology (E/C) | 203 | 181 | 384 |
| | Social Service | 45 | 58 | 103 |
| | Translation and Interpretation (English/Portuguese) | 140 | 43 | 183 |
| | Translation and Interpretation (English/ Portuguese) (E/C) | 118 | 70 | 188 |
| | Translation and Interpretation Portuguese/ French) | 85 | 103 | 188 |

| | | | | |
|---|--|------|------|------|
| | Translation and Interpretation Portuguese/ French) (E/C) | 19 | 37 | 56 |
| Sub-total | | 5020 | 3724 | 8744 |
| School of Communication and Arts | Journalism | 214 | 149 | 363 |
| | Journalism (E/C) | 65 | 78 | 143 |
| | Information Sciences | 90 | 96 | 186 |
| | Theater | 52 | 32 | 84 |
| | Music | 189 | 60 | 249 |
| Sub-total | | 610 | 415 | 1025 |
| School of Sport Sciences | Sport Sciences | 143 | 130 | 273 |
| Sub-total | | 143 | 130 | 273 |
| School of Tourism and Hotel | Tourism Entertainment | 76 | 73 | 149 |
| | Management | 312 | 162 | 474 |
| | Management of Tourism Market | 91 | 140 | 231 |
| | Hotel Management | 87 | 90 | 177 |
| | Tourism | | | 0 |
| | Tourist Information | 75 | 73 | 148 |
| School of Entrepreneurship and Business | Sub-total | 641 | 538 | 1179 |
| | Commercial Agriculture | 52 | 41 | 93 |
| | Agro-Business | 85 | 74 | 159 |
| | Commerce | 60 | 41 | 101 |
| | Finances | 110 | 70 | 180 |
| | Finances (E/C) | 51 | 29 | 80 |
| | Commercial Management | 27 | 27 | 54 |
| | Business Management | 24 | 26 | 50 |
| | Business Management (E/C) | 13 | 6 | 19 |
| | Management and Leadership | 78 | 41 | 119 |
| | Management and Leadership (E/C) | 32 | 20 | 52 |
| Sub-total | | 532 | 375 | 907 |
| School of Rural Development | Agro-Processing | 128 | 33 | 161 |
| | Communication and Rural Extension | 115 | 75 | 190 |
| | Agrarian Economy | 155 | 89 | 244 |
| | Rural Engineering | 157 | 32 | 189 |
| | Fishing Production | 14 | 16 | 30 |
| | Agro-Production | 107 | 65 | 172 |
| | Animal Production | 80 | 81 | 161 |
| Sub-total | | 756 | 391 | 1147 |
| School of Marine and Coastal Sciences | Marine Biology | 82 | 80 | 162 |
| | Oceanography | 131 | 38 | 169 |
| | Marine Chemistry | 90 | 58 | 148 |
| | Marine Geology | 46 | 11 | 57 |
| Sub-total | | 349 | 187 | 536 |
| Faculty of Medicine | Medicine | 611 | 566 | 1177 |

| | | | | |
|--|-----------------------------|--------------|--------------|--------------|
| | | 611 | 566 | 1177 |
| Faculty of Veterinary | Veterinary Medicine | 204 | 194 | 398 |
| | Food Science and Technology | 10 | 21 | 31 |
| Sub-total | | 214 | 215 | 429 |
| Total of Enrolled Students in <i>Licenciatura</i> Courses | | 23707 | 12102 | 35809 |

Table 22-Masters Courses: Numbers of Enrolled Students by Faculty/ School, Course and Gender

| Faculty/ School | Course | Gender | | Total |
|--|--|------------|------------|------------|
| | | M | F | |
| Faculty of Agronomy and Forestry Engineering | Technology and Wood Utilization | 14 | 2 | 16 |
| | Rural Development | 99 | 39 | 138 |
| | Agrarian Economy | 51 | 32 | 83 |
| | Agrarian Economy -Distance Learning | 12 | 4 | 16 |
| | Management and Biodiversity Conservation | 37 | 22 | 59 |
| | Education in Agrarian Sciences | 18 | 10 | 28 |
| | Soil and Water Management | 21 | 8 | 29 |
| | Vegetal Production | 5 | 6 | 11 |
| | Vegetal Protection | 20 | 9 | 29 |
| | Agrarian Development- Vegetal Resources Management Section | 9 | 10 | 19 |
| | Agrarian Development - Master in Business Administration Section | 9 | 8 | 17 |
| | Sub-total | 295 | 150 | 445 |
| Faculty of Architecture and Physical Planning | Planning and Informal Settlements Management | 75 | 22 | 97 |
| | Sub-total | 75 | 22 | 97 |
| Faculty of Sciences | Chemical and Processing Local Resources | 39 | 29 | 68 |
| | Aquatic Biology and Coastal Ecosystems | 14 | 16 | 30 |
| | Masters em Software Engineering | 10 | 4 | 14 |
| | Informatics | 31 | 8 | 39 |
| | Physics | 27 | 5 | 32 |
| | Information Systems | 7 | 6 | 13 |
| | Biotechnology | 9 | 14 | 23 |
| | Sub-total | 137 | 82 | 219 |
| Faculty of Law | Juridical Sciences | 64 | 23 | 87 |
| | Juridical-Political Sciences | 49 | 25 | 74 |
| | Juridical-Economics Sciences | 40 | 29 | 69 |
| | Human Rights | 18 | 19 | 37 |
| | Social Rights | 19 | 11 | 30 |
| | International Trade Law | 31 | 29 | 60 |
| | Sub-total | 221 | 136 | 357 |

| | | | | |
|--|---|-----|-----|-----|
| Faculty of Economics | Politics Economics | 13 | 10 | 23 |
| | Actuarial Sciences | 28 | 12 | 40 |
| | Development Economics | 78 | 33 | 111 |
| | Master in Policy Management | 33 | 4 | 37 |
| | Master in Business Administration | 141 | 85 | 226 |
| Sub-total | | 293 | 144 | 437 |
| Faculty of Education | Community and Family Therapy | 17 | 28 | 45 |
| | Administration and Management of Education | 47 | 55 | 102 |
| | Instructional and Curriculum Development | 58 | 48 | 106 |
| | Science and Mathematics Education | 36 | 34 | 70 |
| | Higher Education Studies and Development | 12 | 8 | 20 |
| | Adult Education | 40 | 36 | 76 |
| Sub-total | | 210 | 209 | 419 |
| Faculty of Engineering | Oil Engineering | 16 | 3 | 19 |
| | Food Technology | 16 | 14 | 30 |
| | Hydraulics and Hydro Resources | 33 | 8 | 41 |
| Sub-total | | 65 | 25 | 90 |
| Faculty of Philosophy | Philosophy | 19 | 4 | 23 |
| Faculty of Arts and Social Sciences | | 19 | 4 | 23 |
| | | | | |
| | Mozambique and Southern African History | 22 | 10 | 32 |
| | Portuguese Teaching as a Second Language | 4 | 3 | 7 |
| | Governance and Public Administration | 100 | 63 | 163 |
| | Linguistics | 54 | 27 | 81 |
| | Population and Development | 39 | 32 | 71 |
| | Rural Sociology and Development Management | 96 | 76 | 172 |
| Sub-total | | 315 | 211 | 526 |
| School of Communication and Arts | Communication and Cooperation for Development | 42 | 27 | 69 |
| Sub-total | | 42 | 27 | 69 |
| School of Marine and Coastal Sciences | Sustainable Aquaculture | 5 | 3 | 8 |
| | Marine Biology and Fisheries Management | | | 0 |
| | Applied Oceanography | | | 0 |
| Sub-total | | 5 | 3 | 8 |
| Faculty of Medicine | Field Epidemiology and Laboratory | 14 | 7 | 21 |
| | Mental Health and Psychointerventions | 34 | 67 | 101 |
| | Public Health - Distance Learning | 37 | 25 | 62 |
| | Public Health | 130 | 168 | 298 |
| Sub-total | | 215 | 267 | 482 |
| Faculty of Veterinary | Preventive Veterinary Medicine | 9 | 7 | 16 |
| | Food Safety | 9 | 10 | 19 |
| Sub-total | | 18 | 17 | 35 |

| | | | | |
|--|--|-------------|-------------|-------------|
| Total of Enrolled Students at UEM | | 1910 | 1297 | 3207 |
|--|--|-------------|-------------|-------------|

Table 23-Doctorate Courses: Numbers of Enrolled Students by Faculty/ School, Course and Gender

| Faculty / School | Course | Gender | | Total |
|--|-------------------------------|-----------|-----------|-----------|
| | | M | F | |
| Faculty of Sciences | Science and Energy Technology | 10 | 3 | 13 |
| Sub-total | | 10 | 3 | 13 |
| Faculty of Law | Law | 12 | 4 | 16 |
| Sub-total | | 12 | 4 | 16 |
| Faculty of Arts and Social Sciences | Linguistics | 22 | 11 | 33 |
| Sub-total | | 22 | 11 | 33 |
| Total of Enrolled Students in Doctorate Courses | | 44 | 18 | 62 |

Table 24-Total Numbers of Enrolled Students by Academic Degrees

| Academic Degrees | Total | Gender | |
|--|-------------|--------------|--------------|
| | | M | F |
| Licenciatura | 35809 | 23707 | 12102 |
| Masters | 3207 | 1297 | 1910 |
| Doctorate | 62 | 44 | 18 |
| Grand Total of Enrolled Students at UEM in 2015 | 3978 | 25408 | 14030 |

5. STUDENTS WITH SCHOLARSHIP

Table 25-Numbers of Students with Scholarship by Faculty/ School, Course, Gender, Type of Scholarship and Fees

| Faculty / School | Course | Grand Total | Total | Type of Scholarship | | | | | | Total | Type of Fees | | | | | |
|---|--|-------------|-------|---------------------|---|----|---------|---|----|-------|--------------|---|----|---------|---|----|
| | | | | Full | | | Reduced | | | | Exemption | | | Reduced | | |
| | | | | M | F | MF | M | F | MF | | M | F | MF | M | F | MF |
| Faculty of Agronomy and Forestry Engineering | Agriculture Engineering | 55 | 43 | 4 | 4 | 8 | 31 | 4 | 35 | 12 | 9 | 1 | 10 | 2 | 0 | 2 |
| | Forestry Engineering | 26 | 23 | 5 | 3 | 8 | 14 | 1 | 15 | 3 | 1 | 2 | 3 | 0 | 0 | 0 |
| | Agro- economics and Agrarian Extension | 9 | 8 | 0 | 1 | 1 | 7 | 0 | 7 | 1 | 1 | 0 | 1 | 0 | 0 | 0 |
| | Sub-total | 90 | 74 | 9 | 8 | 17 | 52 | 5 | 57 | 16 | 11 | 3 | 14 | 2 | 0 | 2 |
| Faculty of Architecture and Physical Planning | Architecture and Physical Planning | 66 | 49 | 13 | 2 | 15 | 32 | 2 | 34 | 17 | 12 | 3 | 15 | 2 | 0 | 2 |
| | Sub-total | 66 | 49 | 13 | 2 | 15 | 32 | 2 | 34 | 17 | 12 | 3 | 15 | 2 | 0 | 2 |
| Faculty of Sciences | Applied Biology | 21 | 14 | 3 | 0 | 3 | 8 | 3 | 11 | 7 | 4 | 3 | 7 | 0 | 0 | 0 |
| | Biology and Health | 17 | 11 | 2 | 0 | 2 | 7 | 2 | 9 | 6 | 2 | 3 | 5 | 0 | 1 | 1 |
| | Marine Biology, Aquatic and Coastal | 13 | 9 | 2 | 3 | 5 | 2 | 2 | 4 | 4 | 1 | 3 | 4 | 0 | 0 | 0 |
| | Geological Mapping and Mineral Exploration | 21 | 18 | 5 | 0 | 5 | 11 | 2 | 13 | 3 | 1 | 2 | 3 | 0 | 0 | 0 |
| | Biological Sciences | 0 | 0 | | | 0 | | | 0 | 0 | | | 0 | | | 0 |
| | Geographic Information Sciences | 9 | 6 | 0 | 1 | 1 | 3 | 2 | 5 | 3 | 2 | 1 | 3 | 0 | 0 | 0 |
| | Ecology and Conservation of Terrestrial Biodiversity | 23 | 18 | 6 | 1 | 7 | 7 | 4 | 11 | 5 | 2 | 2 | 4 | 0 | 1 | 1 |
| | Physics | 15 | 14 | 2 | 1 | 3 | 10 | 1 | 11 | 1 | 1 | 0 | 1 | 0 | 0 | 0 |
| | Physics Educacional | 0 | 0 | | | 0 | | | 0 | 0 | | | 0 | | | 0 |
| | Geology | 32 | 28 | 6 | 0 | 6 | 20 | 2 | 22 | 4 | 1 | 2 | 3 | 1 | 0 | 1 |

| | | | | | | | | | | | | | | | | |
|------------------------|--|-----|-----|----|----|----|-----|----|-----|----|----|----|----|---|---|---|
| | Informatics | 16 | 5 | 1 | 1 | 2 | 2 | 1 | 3 | 11 | 11 | 0 | 11 | 0 | 0 | 0 |
| | Chemistry | 27 | 15 | 3 | 2 | 5 | 10 | 0 | 10 | 12 | 7 | 4 | 11 | 1 | 0 | 1 |
| | Meteorology | 24 | 20 | 7 | 0 | 7 | 12 | 1 | 13 | 4 | 3 | 1 | 4 | 0 | 0 | 0 |
| | Mathematics | 15 | 10 | 4 | 0 | 4 | 6 | 0 | 6 | 5 | 4 | 0 | 4 | 0 | 1 | 1 |
| | Industrial Chemistry | 7 | 7 | 0 | 0 | 0 | 6 | 1 | 7 | 0 | 0 | 0 | 0 | 0 | 0 | 0 |
| | Statistics | 15 | 11 | 3 | 2 | 5 | 5 | 1 | 6 | 4 | 1 | 3 | 4 | 0 | 0 | 0 |
| | Sub-total | 255 | 186 | 44 | 11 | 55 | 109 | 22 | 131 | 69 | 40 | 24 | 64 | 2 | 3 | 5 |
| Faculty of Law | Law | 68 | 44 | 5 | 10 | 15 | 25 | 4 | 29 | 24 | 18 | 6 | 24 | 0 | 0 | 0 |
| | Sub-total | 68 | 44 | 5 | 10 | 15 | 25 | 4 | 29 | 24 | 18 | 6 | 24 | 0 | 0 | 0 |
| Faculty of Economics | Economics | 19 | 14 | 1 | 4 | 5 | 8 | 1 | 9 | 5 | 4 | 1 | 5 | 0 | 0 | 0 |
| | Management | 18 | 12 | 3 | 0 | 3 | 6 | 3 | 9 | 6 | 3 | 2 | 5 | 1 | 0 | 1 |
| | Accounting and Finances | 26 | 19 | 2 | 3 | 5 | 11 | 3 | 14 | 7 | 5 | 2 | 7 | 0 | 0 | 0 |
| | Sub-total | 63 | 45 | 6 | 7 | 13 | 25 | 7 | 32 | 18 | 12 | 5 | 17 | 1 | 0 | 1 |
| Faculty of Education | Environmental Education | 18 | 12 | 1 | 1 | 2 | 8 | 2 | 10 | 6 | 5 | 1 | 6 | 0 | 0 | 0 |
| | Development and Infant Education | 20 | 14 | 0 | 1 | 1 | 6 | 7 | 13 | 6 | 1 | 3 | 4 | 1 | 1 | 2 |
| | Organization and Management of Education | 30 | 18 | 2 | 4 | 6 | 5 | 7 | 12 | 12 | 4 | 7 | 11 | 1 | 0 | 1 |
| | Languages Signs of Mozambique | 5 | 3 | 2 | 0 | 2 | 0 | 1 | 1 | 2 | 2 | 0 | 2 | 0 | 0 | 0 |
| | Psychology | 27 | 18 | 2 | 4 | 6 | 7 | 5 | 12 | 9 | 5 | 4 | 9 | 0 | 0 | 0 |
| | Sub-total | 100 | 65 | 7 | 10 | 17 | 26 | 22 | 48 | 35 | 17 | 15 | 32 | 2 | 1 | 3 |
| Faculty of Engineering | Civil Engineering | 46 | 33 | 14 | 0 | 14 | 18 | 1 | 19 | 13 | 11 | 1 | 12 | 1 | 0 | 1 |
| | Electrical Engineering | 41 | 28 | 11 | 0 | 11 | 17 | 0 | 17 | 13 | 13 | 0 | 13 | 0 | 0 | 0 |
| | Electronic Engineering | 35 | 24 | 5 | 1 | 6 | 17 | 1 | 18 | 11 | 9 | 1 | 10 | 1 | 0 | 1 |
| | Informatics Engineering | 28 | 21 | 4 | 0 | 4 | 16 | 1 | 17 | 7 | 6 | 1 | 7 | 0 | 0 | 0 |

| | | | | | | | | | | | | | | | | |
|-------------------------------------|--|-----|-----|----|---|----|-----|----|-----|----|----|---|----|---|---|---|
| | Environmental Engineering | 28 | 20 | 3 | 1 | 4 | 11 | 5 | 16 | 8 | 3 | 3 | 6 | 2 | 0 | 2 |
| | Mechanical Engineering | 39 | 31 | 7 | 0 | 7 | 24 | 0 | 24 | 8 | 5 | 0 | 5 | 2 | 1 | 3 |
| | Chemical Engineering | 29 | 24 | 9 | 0 | 9 | 15 | 0 | 15 | 5 | 3 | 2 | 5 | 0 | 0 | 0 |
| | Sub-total | 246 | 181 | 53 | 2 | 55 | 118 | 8 | 126 | 65 | 50 | 8 | 58 | 6 | 1 | 7 |
| Faculty of Philosophy | Philosophy | 75 | 60 | 12 | 1 | 13 | 37 | 10 | 47 | 15 | 12 | 2 | 14 | 1 | 0 | 1 |
| | Sub-total | 75 | 60 | 12 | 1 | 13 | 37 | 10 | 47 | 15 | 12 | 2 | 14 | 1 | 0 | 1 |
| Faculty of Arts and Social Sciences | Public Administration | 60 | 38 | 6 | 2 | 8 | 23 | 7 | 30 | 22 | 12 | 8 | 20 | 1 | 1 | 2 |
| | Archaeology and Cultural Heritage Management | 16 | 15 | 4 | 5 | 9 | 5 | 1 | 6 | 1 | 1 | 0 | 1 | 0 | 0 | 0 |
| | Anthropology | 38 | 28 | 2 | 5 | 7 | 17 | 4 | 21 | 10 | 9 | 1 | 10 | 0 | 0 | 0 |
| | Political Science | 34 | 21 | 5 | 4 | 9 | 7 | 5 | 12 | 13 | 7 | 6 | 13 | 0 | 0 | 0 |
| | Geography | 26 | 15 | 4 | 0 | 4 | 10 | 1 | 11 | 11 | 7 | 4 | 11 | 0 | 0 | 0 |
| | History | 25 | 10 | 3 | 0 | 3 | 3 | 4 | 7 | 15 | 8 | 5 | 13 | 2 | 0 | 2 |
| | Linguistics and Literature | 0 | 0 | | | 0 | | | 0 | 0 | | | 0 | | | 0 |
| | Linguistics | 19 | 10 | 0 | 1 | 1 | 4 | 5 | 9 | 9 | 5 | 4 | 9 | 0 | 0 | 0 |
| | Mozambican Literature | 13 | 7 | 1 | 0 | 1 | 4 | 2 | 6 | 6 | 2 | 4 | 6 | 0 | 0 | 0 |
| | French Teaching | 21 | 19 | 0 | 1 | 1 | 14 | 4 | 18 | 2 | 1 | 1 | 2 | 0 | 0 | 0 |
| | English Teaching | 8 | 5 | 2 | 0 | 2 | 1 | 2 | 3 | 3 | 3 | 0 | 3 | 0 | 0 | 0 |
| | Bantu Languages Teaching | 10 | 8 | 0 | 3 | 3 | 3 | 2 | 5 | 2 | 0 | 1 | 1 | 1 | 0 | 1 |
| | Portuguese Teaching | 12 | 7 | 1 | 1 | 2 | 3 | 2 | 5 | 5 | 4 | 1 | 5 | 0 | 0 | 0 |
| | Translation and Interpretation Portuguese/French | 14 | 12 | 2 | 2 | 4 | 6 | 2 | 8 | 2 | 2 | 0 | 2 | 0 | 0 | 0 |
| | Translation and Interpretation Portuguese/ English | 5 | 5 | 0 | 0 | 0 | 5 | 0 | 5 | 0 | 0 | 0 | 0 | 0 | 0 | 0 |
| | Sociology | 28 | 13 | 2 | 2 | 4 | 7 | 2 | 9 | 15 | 9 | 5 | 14 | 0 | 1 | 1 |

| | | | | | | | | | | | | | | | | |
|---|------------------------------|-----|-----|----|----|----|-----|----|-----|-----|----|----|-----|---|---|---|
| | Social Service | 18 | 12 | 1 | 2 | 3 | 5 | 4 | 9 | 6 | 2 | 3 | 5 | 1 | 0 | 1 |
| | Sub-total | 347 | 225 | 33 | 28 | 61 | 117 | 47 | 164 | 122 | 72 | 43 | 115 | 5 | 2 | 7 |
| Faculty of Medicine | Medicine | 161 | 120 | 43 | 18 | 61 | 42 | 17 | 59 | 41 | 24 | 15 | 39 | 1 | 1 | 2 |
| | Sub-total | 161 | 120 | 43 | 18 | 61 | 42 | 17 | 59 | 41 | 24 | 15 | 39 | 1 | 1 | 2 |
| Faculty of Veterinary | Food Science and Technology | 6 | 6 | 0 | 2 | 2 | 1 | 3 | 4 | | | | | | | |
| | Veterinary Medicine | 42 | 26 | 8 | 4 | 12 | 11 | 3 | 14 | 16 | 7 | 9 | 16 | 0 | 0 | 0 |
| | Sub-total | 48 | 32 | 8 | 6 | 14 | 12 | 6 | 18 | 16 | 7 | 9 | 16 | 0 | 0 | 0 |
| School of Marine and Coastal Sciences | Marine Biology | 28 | 26 | 4 | 6 | 10 | 11 | 5 | 16 | 2 | 0 | 2 | 2 | 0 | 0 | 0 |
| | Marine Chemistry | 19 | 17 | 5 | 0 | 5 | 10 | 2 | 12 | 2 | 1 | 1 | 2 | 0 | 0 | 0 |
| | Oceanography | 17 | 13 | 4 | 1 | 5 | 7 | 1 | 8 | 4 | 3 | 1 | 4 | 0 | 0 | 0 |
| | Marine Geology | 17 | 15 | 5 | 0 | 5 | 8 | 2 | 10 | 2 | 2 | 0 | 2 | 0 | 0 | 0 |
| | Sub-total | 81 | 71 | 18 | 7 | 25 | 36 | 10 | 46 | 10 | 6 | 4 | 10 | 0 | 0 | 0 |
| School of Hotel and Tourism | Tourism | 0 | 0 | | | 0 | | | 0 | 0 | | | 0 | | | 0 |
| | Hotel Management | 21 | 19 | 7 | 3 | 10 | 3 | 6 | 9 | 2 | 1 | 1 | 2 | 0 | 0 | 0 |
| | Tourism Entertainment | 19 | 16 | 5 | 2 | 7 | 5 | 4 | 9 | 3 | 1 | 2 | 3 | 0 | 0 | 0 |
| | Management of Tourism Market | 16 | 14 | 3 | 4 | 7 | 3 | 4 | 7 | 2 | 0 | 2 | 2 | 0 | 0 | 0 |
| | Tourist Information | 25 | 21 | 4 | 6 | 10 | 10 | 1 | 11 | 4 | 2 | 2 | 4 | 0 | 0 | 0 |
| | Sub-total | 81 | 70 | 19 | 15 | 34 | 21 | 15 | 36 | 11 | 4 | 7 | 11 | 0 | 0 | 0 |
| School of Entrepreneurship and Business | Commercial Agriculture | 13 | 11 | 3 | 2 | 5 | 4 | 2 | 6 | 2 | 1 | 1 | 2 | 0 | 0 | 0 |
| | Agro-Business | 10 | 8 | 2 | 2 | 4 | 4 | 0 | 4 | 2 | 0 | 2 | 2 | 0 | 0 | 0 |
| | Commerce | 5 | 5 | 1 | 1 | 2 | 3 | 0 | 3 | 0 | 0 | 0 | 0 | 0 | 0 | 0 |
| | Finances | 21 | 18 | 5 | 5 | 10 | 7 | 1 | 8 | 3 | 0 | 3 | 3 | 0 | 0 | 0 |
| | Business Management | 10 | 9 | 2 | 2 | 4 | 3 | 2 | 5 | 1 | 1 | 0 | 1 | 0 | 0 | 0 |

| | | | | | | | | | | | | | | | | |
|---|---------------------------|-------------|-------------|------------|------------|------------|------------|------------|------------|------------|------------|------------|------------|-----------|----------|-----------|
| | Commercial Management | 6 | 4 | 1 | 2 | 3 | 1 | 0 | 1 | 2 | 1 | 1 | 2 | 0 | 0 | 0 |
| | Management and Leadership | 10 | 6 | 1 | 1 | 2 | 4 | 0 | 4 | 4 | 3 | 1 | 4 | 0 | 0 | 0 |
| | Sub-total | 75 | 61 | 15 | 15 | 30 | 26 | 5 | 31 | 14 | 6 | 8 | 14 | 0 | 0 | 0 |
| School of Rural Development | Rural Engineering | 11 | 9 | 3 | 1 | 4 | 4 | 1 | 5 | 2 | 2 | 0 | 2 | 0 | 0 | 0 |
| | Agro-Processing | 9 | 5 | 2 | 0 | 2 | 3 | 0 | 3 | 4 | 3 | 1 | 4 | 0 | 0 | 0 |
| | Agro-Production | 8 | 8 | 0 | 3 | 3 | 4 | 1 | 5 | 0 | 0 | 0 | 0 | 0 | 0 | 0 |
| | Agrarian Economy | 12 | 9 | 2 | 2 | 4 | 2 | 3 | 5 | 3 | 1 | 1 | 2 | 1 | 0 | 1 |
| | Comunicação Rural | 6 | 4 | 1 | 1 | 2 | 1 | 1 | 2 | 2 | 1 | 1 | 2 | 0 | 0 | 0 |
| | Fishing Production | 6 | 6 | 2 | 2 | 4 | 1 | 1 | 2 | 0 | 0 | 0 | 0 | 0 | 0 | 0 |
| | Animal Production | 3 | 2 | 1 | 0 | 1 | 1 | 0 | 1 | 1 | 0 | 0 | 0 | 0 | 1 | 1 |
| Sub-total | | 55 | 43 | 11 | 9 | 20 | 16 | 7 | 23 | 12 | 7 | 3 | 10 | 1 | 1 | 2 |
| School of Communication and Arts | Journalism | 38 | 27 | 3 | 6 | 9 | 16 | 2 | 18 | 11 | 5 | 6 | 11 | 0 | 0 | 0 |
| | Music | 11 | 8 | 2 | 1 | 3 | 5 | 0 | 5 | 3 | 3 | 0 | 3 | 0 | 0 | 0 |
| | Information Sciences | 24 | 7 | 0 | 1 | 1 | 1 | 5 | 6 | 17 | 5 | 12 | 17 | 0 | 0 | 0 |
| | Theater | 12 | 9 | 1 | 0 | 1 | 7 | 1 | 8 | 3 | 2 | 0 | 2 | 1 | 0 | 1 |
| | Sub-total | 85 | 51 | 6 | 8 | 14 | 29 | 8 | 37 | 34 | 15 | 18 | 33 | 1 | 0 | 1 |
| School of Sport and Sciences | Sport Sciences | 8 | 4 | 1 | 1 | 2 | 2 | 0 | 2 | 4 | 3 | 1 | 4 | 0 | 0 | 0 |
| | Sub-total | 8 | 4 | 1 | 1 | 2 | 2 | 0 | 2 | 4 | 3 | 1 | 4 | 0 | 0 | 0 |
| GRAND TOTAL | | 1904 | 1381 | 303 | 158 | 461 | 725 | 195 | 920 | 523 | 316 | 174 | 490 | 24 | 9 | 34 |

Table 26-Types of Scholarship and Fees by Numbers of Students with Scholarship and Percentages

| Type of Scholarship and Fees | Numbers of Students with Scholarship | Percentages |
|------------------------------|--------------------------------------|-------------|
| Full Scholarship | 460 | 24% |
| Reduced Scholarship | 920 | 48% |
| Exemption Fees | 490 | 26% |
| Reduction Fees | 34 | 2% |
| Total | 1904 | 100% |

Table 27- Numbers of Scholarship Holders by Faculty/ School, Course and Place of Birth

| Faculty / School | Course | CD | GZ | IN | MN | MP | NP | NS | SF | TT | ZB | Foreig. | Total |
|---|--|----------|-----------|-----------|----------|-----------|----------|----------|----------|----------|----------|----------|-----------|
| School of Rural Development | Rural Engineering | 0 | 1 | 5 | 0 | 3 | 2 | 0 | 0 | 0 | 0 | 0 | 11 |
| | Agro-Processing | 0 | 1 | 3 | 1 | 4 | 0 | 0 | 0 | 0 | 0 | 0 | 9 |
| | Agrarian Economy | 0 | 0 | 6 | 0 | 4 | 1 | 0 | 0 | 1 | 0 | 0 | 12 |
| | Comunicação Rural | 0 | 1 | 1 | 1 | 3 | 0 | 0 | 0 | 0 | 0 | 0 | 6 |
| | Agro-Production | 0 | 1 | 2 | 0 | 3 | 0 | 1 | 0 | 0 | 1 | 0 | 8 |
| | Animal Production | 0 | 0 | 1 | 0 | 2 | 0 | 0 | 0 | 0 | 0 | 0 | 3 |
| | Fishing Production | 1 | 0 | 2 | 0 | 1 | 1 | 0 | 1 | 0 | 0 | 0 | 6 |
| | Sub-total | 1 | 4 | 20 | 2 | 20 | 4 | 1 | 1 | 1 | 1 | 0 | 55 |
| School of Entrepreneurship and Business | Agro-Business | 0 | 6 | 0 | 0 | 3 | 0 | 0 | 0 | 0 | 1 | 0 | 10 |
| | Commercial Agriculture | 1 | 3 | 3 | 0 | 4 | 1 | 0 | 0 | 0 | 1 | 0 | 13 |
| | Commerce | 0 | 1 | 0 | 0 | 1 | 2 | 0 | 0 | 0 | 1 | 0 | 5 |
| | Finances | 0 | 10 | 1 | 0 | 6 | 0 | 0 | 0 | 0 | 4 | 0 | 21 |
| | Management and Leadership | 0 | 4 | 0 | 0 | 5 | 0 | 0 | 1 | 0 | 0 | 0 | 10 |
| | Commercial Management | 0 | 1 | 2 | 0 | 2 | 0 | 0 | 1 | 0 | 0 | 0 | 6 |
| | Business Management | 0 | 2 | 1 | 0 | 6 | 0 | 0 | 0 | 0 | 1 | 0 | 10 |
| | Sub-total | 1 | 27 | 7 | 0 | 27 | 3 | 0 | 2 | 0 | 8 | 0 | 75 |
| Faculty of Arts and Social Sciences | Public Administration | 4 | 2 | 3 | 5 | 29 | 3 | 4 | 0 | 10 | 0 | 0 | 60 |
| | Anthropology | 3 | 4 | 4 | 0 | 9 | 4 | 1 | 5 | 2 | 6 | 0 | 38 |
| | Archaeology and Cultural Heritage Management | 2 | 2 | 3 | 0 | 4 | 1 | 2 | 0 | 0 | 2 | 0 | 16 |
| | Political Science | 2 | 2 | 3 | 0 | 18 | 0 | 1 | 2 | 0 | 6 | 0 | 34 |
| | Social Service | 0 | 1 | 2 | 1 | 9 | 1 | 1 | 1 | 0 | 2 | 0 | 18 |
| | French Teaching | 2 | 2 | 4 | 0 | 3 | 2 | 0 | 0 | 1 | 7 | 0 | 21 |
| | English Teaching | 1 | 0 | 0 | 1 | 5 | 0 | 0 | 1 | 0 | 0 | 0 | 8 |
| | Bantu Languages Teaching | 2 | 1 | 0 | 2 | 2 | 1 | 0 | 1 | 1 | 0 | 0 | 10 |

| | | | | | | | | | | | | | |
|------------------------------|---|----|-----|-----|----|-----|----|----|-----|----|-----|---|------|
| | Portuguese Teaching | 0 | 1 | 2 | 1 | 5 | 0 | 0 | 1 | 2 | 0 | | 12 |
| | Geography | 2 | 0 | 6 | 2 | 12 | 3 | 0 | 1 | 0 | 0 | 0 | 26 |
| | History | 0 | 3 | 1 | 1 | 16 | 1 | 0 | 0 | 0 | 3 | 0 | 25 |
| | Linguistics and Literature | | | | | | | | | | | | 0 |
| | Linguistics | 0 | 2 | 1 | 0 | 11 | 0 | 1 | 1 | 0 | 3 | 0 | 19 |
| | Mozambican Literature | 0 | 1 | 0 | 1 | 9 | 0 | 0 | 0 | 1 | 1 | 0 | 13 |
| | Languages Sign of Mozambique | 1 | 1 | 0 | 0 | 1 | 1 | 0 | 0 | 0 | 1 | 0 | 5 |
| | Sociology | 0 | 2 | 2 | 0 | 13 | 0 | 0 | 4 | 2 | 5 | 0 | 28 |
| | Translation and Interpretation (Portuguese/ French) | 1 | 4 | 2 | 0 | 2 | 0 | 0 | 2 | 0 | 3 | 0 | 14 |
| | Translation and Interpretation (Portuguese/English) | 2 | 1 | 1 | 0 | 0 | 0 | 0 | 0 | 0 | 1 | 1 | 6 |
| | Sub-total | 22 | 29 | 34 | 14 | 148 | 17 | 10 | 19 | 19 | 40 | 1 | 353 |
| Faculty of Medicine | Medicine | 8 | 13 | 18 | 12 | 49 | 10 | 7 | 19 | 5 | 20 | 0 | 161 |
| | Sub-total | 8 | 13 | 18 | 12 | 49 | 10 | 7 | 19 | 5 | 20 | 0 | 161 |
| Faculty of Veterinary | Food Science and Technology | 0 | 0 | 1 | 0 | 2 | 0 | 0 | 1 | 0 | 2 | 0 | 6 |
| | Veterinary Medicine | 0 | 4 | 7 | 3 | 19 | 1 | 1 | 3 | 3 | 1 | 0 | 42 |
| | Subtotal | 0 | 4 | 8 | 3 | 21 | 1 | 1 | 4 | 3 | 3 | 0 | 48 |
| Grand Total | | 68 | 194 | 214 | 90 | 742 | 83 | 38 | 168 | 52 | 249 | 7 | 1904 |

CD - Cabo-Delgado; GZ – Gaza; IN – Inhambane; MN – Manica; MP – Maputo; NP – Nampula; NS – Niassa; SF – Sofala; TT – Tete; ZB – Zambézia; **Foreig.** – Foreigner.

6. GRADUATE STUDENTS

Table 28-Licenciatura Courses: Numbers of Graduate Students by Faculty/ School, Course and Gender

| Faculty/ School | Course | Gender | | Total |
|---|--|--------|-----|-------|
| | | F | M | |
| Faculty of Agronomy and Forestry Engineering | Agriculture Engineering | 12 | 39 | 51 |
| | Forestry Engineering | 2 | 8 | 10 |
| Sub-total | | 22 | 55 | 77 |
| Faculty of Architecture and Physical Planning | Architecture and Physical Planning | 2 | 13 | 15 |
| Sub-total | | 2 | 13 | 15 |
| Faculty of Sciences | Biology and Health | 10 | 4 | 14 |
| | Marine Biology, Aquatic and Coastal | 2 | 3 | 5 |
| | Biological Sciences | 2 | 3 | 5 |
| | Geographic Information Science | 3 | 19 | 22 |
| | Ecology and Conservation of Terrestrial Biodiversity | 3 | 3 | 6 |
| | Statistics | 7 | 24 | 31 |
| | Applied Biology | 2 | 4 | 6 |
| | Physics | 2 | 18 | 20 |
| | Geology | 2 | 12 | 14 |
| | Informatics | 9 | 30 | 39 |
| | Mathematics | 1 | 11 | 12 |
| | Meteorology | 1 | 12 | 13 |
| | Chemistry | 2 | 17 | 19 |
| Sub-total | | 46 | 166 | 212 |
| Faculty of Law | Law | 40 | 67 | 107 |
| Sub-total | | 42 | 73 | 115 |
| Faculty of Economics | Accounting and Finances | 10 | 29 | 39 |
| | Economics | 21 | 16 | 37 |
| | Management | 19 | 34 | 53 |
| | Business Management | 5 | 10 | 15 |
| Sub-total | | 64 | 93 | 157 |
| Faculty of Education | Development and Infant Education | 11 | 6 | 17 |
| | Environmental Education | 10 | 9 | 19 |
| | Organization and Management in Education | 10 | 9 | 19 |
| | Psychology | 32 | 15 | 47 |
| | | 74 | 40 | 114 |

| Sub-total | | | | |
|--|---|-----|-----|-----|
| Faculty of Engineering | Environmental Engineering | 2 | 3 | 5 |
| | Civil Engineering | 3 | 38 | 41 |
| | Electrical Engineering | 2 | 29 | 31 |
| | Electronic Engineering | 1 | 26 | 27 |
| | Informatics Engineering | 5 | 23 | 28 |
| | Mechanical Engineering | 3 | 20 | 23 |
| | Chemical Engineering | 4 | 25 | 29 |
| Sub-total | | 21 | 164 | 185 |
| Faculty of Philosophy | Philosophy | 13 | 34 | 47 |
| Sub-total | | 13 | 34 | 47 |
| Faculty of Arts and Social Sciences | Public Administration | 49 | 57 | 106 |
| | Anthropology | 12 | 22 | 34 |
| | Archaeology and Cultural Heritage Management | 4 | 4 | 8 |
| | Political Sciences | 18 | 29 | 47 |
| | French Teaching | 10 | 16 | 26 |
| | English Teaching | 8 | 18 | 26 |
| | Bantu Languages Teaching | 10 | 18 | 28 |
| | Portuguese Teaching | 31 | 18 | 49 |
| | Geography | 24 | 52 | 76 |
| | History | 15 | 30 | 45 |
| | Linguistics | 10 | 10 | 20 |
| | Linguistics and Literature | 5 | 5 | 10 |
| | Mozambican Literature | 10 | 7 | 17 |
| | Sociology | 36 | 27 | 63 |
| | Translation and Interpretation Portuguese/French | 1 | 2 | 3 |
| | Translation and Interpretation Portuguese/English | 2 | 6 | 8 |
| | Translation and Interpretation French/Portuguese | 10 | 11 | 21 |
| | Translation and Interpretation English/Portuguese | 11 | 17 | 28 |
| Sub-total | | 278 | 365 | 643 |
| School of Communication and Arts | Journalism | 9 | 7 | 16 |
| | Information Sciences | 10 | 6 | 16 |
| | Theater | 0 | 3 | 3 |
| | Music | 4 | 2 | 6 |
| Sub-total | | 23 | 18 | 41 |
| School of Hotel and Tourism | Tourism Entertainment | 9 | 18 | 27 |
| | Management | 14 | 18 | 32 |
| | Management of Tourism Market | 9 | 11 | 20 |

| | | | | |
|---|-----------------------------------|-----|------|------|
| | Hotel Management | 10 | 8 | 18 |
| | Tourist Information | 12 | 8 | 20 |
| | Tourism | 1 | 0 | 1 |
| Sub-total | | 55 | 63 | 118 |
| School of Entrepreneurship and Business | Commercial Agriculture | 7 | 9 | 16 |
| | Agro-Business | 15 | 24 | 39 |
| | Commerce | 19 | 22 | 41 |
| | Finances | 10 | 29 | 39 |
| | Management and Leadership | 13 | 28 | 41 |
| Sub-total | | 64 | 112 | 176 |
| School of Rural Development | Agro-Processing | 9 | 13 | 22 |
| | Communication and Rural Extension | 30 | 40 | 70 |
| | Agrarian Economy | 20 | 33 | 53 |
| | Rural Engineering | 3 | 26 | 29 |
| | Agro-Production | 7 | 12 | 19 |
| | Animal Production | 15 | 14 | 29 |
| Sub-total | | 84 | 138 | 222 |
| Faculty of Medicine | Medicine | 64 | 49 | 113 |
| | Public Health | 2 | 3 | 5 |
| Sub-total | | 69 | 53 | 122 |
| Faculty of Veterinary | Veterinary Medicine | 18 | 18 | 36 |
| Sub-total | | 18 | 18 | 36 |
| Grand Total | | 875 | 1405 | 2280 |

Table 29-Masters Courses: Numbers of Graduate Students by Faculty/ School , Course and Gender

| Faculty/ School | Course | Gender | | Total |
|--|---|--------|---|-------|
| | | F | M | |
| Faculty of Agronomy and Forestry Engineering | Agrarian Economy | 1 | 1 | 2 |
| | Agarrian Economy – Policy Analysis and Agrarian Development Section | 0 | 1 | 1 |
| | Rural Development - Vegetal Production and Protection Section | 1 | 0 | 1 |
| | Agrarian Development - Communication and Rural Transformation | 1 | 0 | 1 |
| | Vegetal Protection | 1 | 0 | 1 |
| | Vegetal Production | 2 | 0 | 2 |
| | Management and Biodiversity Conservation | 1 | 2 | 3 |
| | Agrarian Education | 0 | 3 | 3 |
| | Education in Agrarian Sciences- Vegetal Protection Section | 0 | 1 | 1 |

| | | | | |
|---|--|----|----|----|
| | Education in Agrarian Sciences - Educational Extension Section | 1 | 0 | 1 |
| Sub-total | | 8 | 8 | 16 |
| | Chemical and Processing Local Resources | 0 | 1 | 1 |
| Faculty of Sciences | Information Systems | 0 | 4 | 4 |
| | Biotechnology | 0 | 1 | 1 |
| Sub-total | | 0 | 6 | 6 |
| | Juridical-Economics Sciences | 0 | 2 | 2 |
| Faculty of Law | Juridical- Political -Sciences | 1 | 3 | 4 |
| | Social Rights | 1 | 1 | 2 |
| Sub-total | | 2 | 6 | 8 |
| Faculty of Economics | Development Economics | 2 | 1 | 3 |
| | Master in Policy Management | 4 | 0 | 4 |
| | Master in Business Administration | 3 | 3 | 6 |
| Sub-total | | 9 | 4 | 13 |
| Faculty of Education | Adult Education | 5 | 0 | 5 |
| | Administration and Management of Education | 3 | 0 | 3 |
| | Instructional and Curriculum Development | 2 | 0 | 2 |
| | Science and Mathematics Education | 1 | 1 | 2 |
| Subtotal | | 11 | 1 | 12 |
| Faculty of Engineering | Hydraulics and Hydro Resources | 1 | 0 | 1 |
| Sub-total | | 1 | 0 | 1 |
| Faculty of Arts and Social Sciences | Portugueses Teaching as a Second Language | 2 | 0 | 2 |
| | Governance and Public Administration | 4 | 3 | 7 |
| | Mozambique and Southern African History | 0 | 2 | 2 |
| | Linguistics | 1 | 5 | 6 |
| | Population and Development | 0 | 2 | 2 |
| | Rural Sociology and Development Management | 5 | 3 | 8 |
| Sub-total | | 12 | 15 | 27 |
| | Public Health | 2 | 3 | 5 |
| Faculty of Medicine | Field Epidemiology and Laboratory | 3 | 1 | 4 |
| Sub-total | | 5 | 4 | 9 |
| Total of Graduate Students in Masters Courses | | 48 | 44 | 92 |

Table 30-Doctorate Courses: Numbers of Graduate Students by Faculty/ School, Course and Gender

| Faculty/ School | Course | Gender | | Total |
|---|-------------------------------|--------|---|-------|
| | | M | F | |
| Faculty of Arts and Social Sciences | Linguistics | 1 | 0 | 1 |
| Faculty of Law | Law | 0 | 0 | 0 |
| Faculty of Sciences | Science and Energy Technology | 0 | 0 | 0 |
| Total of Graduate Students in Masters Courses | | 1 | 0 | 1 |

Table 31-Summary of Total Numbers of Graduate Students by Academic Degree and Gender

| Academic Degree | M | F | T |
|-----------------|-------------|------------|-------------|
| Licenciatura | 1360 | 827 | 2187 |
| Masters | 48 | 44 | 92 |
| Doctorate | 0 | 1 | 1 |
| TOTAL | 1405 | 875 | 2280 |

Table 32-Numbers of Graduate Students by Scientific Areas, Categories, Courses, UNESCO Classification (ISCED -1997) and Gender

| Scientific Areas | Categories | Licenciatura, Masters and Doctorate Courses | UNESCO Classification | Gender | | |
|---------------------|--|---|-----------------------|--------|-----|----|
| | | | | Total | M | F |
| Education | Teacher Training and Education Science | French Teaching | 14 | 26 | 16 | 10 |
| | | English Teaching | | 26 | 18 | 8 |
| | | Portuguese Teaching | | 49 | 18 | 31 |
| | | Bantu Languages Teaching | | 28 | 18 | 10 |
| | | Adult Education (Masters) | | 5 | 0 | 5 |
| | | Portuguese Teaching as a Second Language (Masters) | | 2 | 0 | 2 |
| | | Environmental Education | | 19 | 9 | 10 |
| | | Instructional and Curriculum Development (Masters) | | 2 | 0 | 2 |
| | | Administration and Management of Education (Masters) | | 3 | 0 | 3 |
| | | Science and Mathematics Education (Masters) | | 2 | 1 | 1 |
| | | Community and Family Therapy (Masters) | | 0 | | |
| | | Organization and Management of Education | | 19 | 9 | 10 |
| | | Development and Infant Education | | 17 | 6 | 11 |
| | Sub-total | | | | 198 | 95 |
| Humanities and Arts | Arts | Music | 21 | 6 | 2 | 4 |
| | | Theater | | 3 | 3 | 0 |
| | Humanities | History | 22 | 45 | 30 | 15 |
| | | Mozambique and Southern African History | | 2 | 2 | 0 |
| | | Linguistics (Doctorate) | | 1 | 1 | 0 |
| | | Linguistics (Masters) | | 6 | 5 | 1 |

| | | | | | | |
|-------------------------------------|--|---|----|------------|------------|------------|
| | | Linguistics | | 20 | 10 | 10 |
| | | Linguistics and Literature | | 10 | 5 | 5 |
| | | Mozambican Literature | | 17 | 7 | 10 |
| | | Translation and Interpretation Portuguese/French | | 3 | 2 | 1 |
| | | Translation and Interpretation Portuguese/French | | 8 | 6 | 2 |
| | | Translation and Interpretation English/Portuguese | | 21 | 11 | 10 |
| | | Translation and Interpretation English/Portuguese | | 28 | 17 | 11 |
| | | Sub-total | | 170 | 101 | 69 |
| Social Sciences, Management and Law | Social Sciences and Behavioural Sciences | Public Administration | 31 | 106 | 57 | 49 |
| | | Governance and Public Administration(Masters) | | 7 | 3 | 4 |
| | | Population and Development (Masters) | | 2 | 2 | 0 |
| | | Anthropology | | 34 | 22 | 12 |
| | | Archaeology and Cultural Heritage Management | | 8 | 4 | 4 |
| | | Political Science | | 47 | 29 | 18 |
| | | Sociology | | 63 | 27 | 36 |
| | | Economics | | 37 | 16 | 21 |
| | | Development Economics (Masters) | | 3 | 1 | 2 |
| | | Philosophy | | 47 | 34 | 13 |
| | | Master in Business Administration (Masters) | | 6 | 3 | 3 |
| | | Master in Policy Management (Masters) | | 4 | 0 | 4 |
| | | Rural Sociology and Development Management (Masters) | | 8 | 3 | 5 |
| | | Geography | | 76 | 52 | 24 |
| | | Psychology | | 47 | 15 | 32 |
| | Journalism and Information | Journalism | 32 | 16 | 7 | 9 |
| | | Communication and Cooperation for Development (Masters) | | 0 | | |
| | | Information Sciences | | 16 | 6 | 10 |
| | Business and Administration | Agro-Business | 34 | 39 | 24 | 15 |
| | | Commercial Agriculture | | 16 | 9 | 7 |
| | | Management | | 53 | 34 | 19 |
| | | Business Managements | | 15 | 10 | 5 |
| | | Management- (E/C) (Inhambane) | | 32 | 18 | 14 |
| | | Accounting and Finances | | 39 | 29 | 10 |
| | | Commerce | | 41 | 22 | 19 |
| | | Finances (Chibuto) | | 39 | 29 | 10 |
| | | Hotel Management | | 18 | 8 | 10 |
| | | Management and Leadership | | 41 | 28 | 13 |
| | Law and Juridical Sciences | Law | 38 | 107 | 67 | 40 |
| | | Social Rights | | 2 | 1 | 1 |
| | | Juridical Political- Sciences(Masters) | | 4 | 3 | 1 |
| | | Juridical -Economics -Sciences(Masters) | | 2 | 2 | 0 |
| | | Sub-total | | 975 | 565 | 410 |
| Natural Sciences | Life Sciences | Applied Biology | 42 | 6 | 4 | 2 |
| | | Biology and Health | | 14 | 4 | 10 |
| | | Marine Biology, Aquatic and Coastal | | 5 | 3 | 2 |
| | | Biological Sciences | | 5 | 3 | 2 |
| | | Marine Biology | | 0 | | |
| | | Marine Biology and Fisheries Management | | 0 | | |
| | | Marine Chemistry | | 0 | | |
| | | Aquatic Biology and Coastal Ecosystems | | 0 | | |

| | | | | | | | |
|---------------------------|---|---|------------------------|-----|-----|-----|----|
| | Physical Sciences | Sustainable Aquaculture (Masters) | 44 | 0 | | | |
| | | Physics | | 20 | 18 | 2 | |
| | | Biotechnology (Masters) | | 1 | 1 | 0 | |
| | | Geology | | 14 | 12 | 2 | |
| | | Geographic Information Sciences | | 22 | 19 | 3 | |
| | | Chemistry | | 19 | 17 | 2 | |
| | | Meteorology | | 13 | 12 | 1 | |
| | | Hydraulics and Hydro Resources (Masters) | | 1 | 0 | 1 | |
| | | Oceanography | | 0 | | | |
| | | Applied Oceanography | | 0 | | | |
| | Mathematics and Statistics | Mathematics | 46 | 12 | 11 | 1 | |
| | | Statistics | | 31 | 24 | 7 | |
| | Informatics | Informatics | 48 | 39 | 30 | 9 | |
| | | Information Systems (Masters) | | 4 | 4 | 0 | |
| | | Informatics Engineering | | 28 | 23 | 5 | |
| | | Ecology and Conservation of Terrestrial Biodiversity | | 6 | 3 | 3 | |
| | Sub-total | | | | 240 | 188 | 52 |
| | Enginerring, Manufacturing and Building | | Electrical Engineering | 52 | 31 | 29 | 2 |
| | | | Electronic Engineering | | 27 | 26 | 1 |
| Mechanical Engineering | | | 23 | | 20 | 3 | |
| Chemical Engineering | | | 29 | | 25 | 4 | |
| Environmental Engineering | | | 5 | | 3 | 2 | |
| Architecture and Building | Architecture and Building | Civil Engineering | 58 | 41 | 38 | 3 | |
| | | Architecture and Physical Planning | | 15 | 13 | 2 | |
| Sub-total | | | | 171 | 154 | 17 | |
| Agriculture | Agriculture, Forestry and Fishery | Agriculture Engineering | 62 | 51 | 39 | 12 | |
| | | Forestry Engineering | | 10 | 8 | 2 | |
| | | Education in Agrarian Sciences (Masters) | | 3 | 3 | 0 | |
| | | Education in Agrarian Sciences-Educational Extension Section (Masters) | | 1 | 0 | 1 | |
| | | Education in Agrarian Sciences- Vegetal Protection Section Masters) | | 1 | 1 | 0 | |
| | | Rural Engineering | | 29 | 26 | 3 | |
| | | Environmental Education | | 0 | | | |
| | | Environmental Education (E/C) | | 0 | | | |
| | | Agro-Processing | | 22 | 13 | 9 | |
| | | Chemical and Processing Local Resources (Masters) | | 1 | 1 | 0 | |
| | | Agro-Production | | 19 | 12 | 7 | |
| | | Animal Production | | 29 | 14 | 15 | |
| | | Animal Production (Masters) | | 0 | | | |
| | | Vegetal Production (Masters) | | 2 | 0 | 2 | |
| | | Agrarian Economy (Lincenciatura- ESUDER) | | 53 | 33 | 20 | |
| | | Agrarian Economy (Masters- Distance Learning) | | 2 | 1 | 1 | |
| | | Soil and Water Management (Masters) | | 0 | | | |
| | | Vegetal Protection (Masters) | | 1 | 0 | 1 | |
| | | Agrarian Economy- Policy Analysis and Agrarian Development (Masters) | | 1 | 1 | 0 | |
| | | Management and Biodiversity Conservation (Masters) | | 3 | 2 | 1 | |
| | | Communication and Rural Extension (Masters) | | 70 | 40 | 30 | |
| | | Rural Development –Vegetal Production and Protection Section PPV (Masters) | | 1 | 0 | 1 | |
| | | Agrarian Development - Communication and Rural Transformation Section (Masters) | | 1 | 0 | 1 | |

| | | | | | | |
|----------------------------|------------|--|----|------|------|-----|
| | Veterinary | Veterinary Medicine | | 36 | 18 | 18 |
| Sub-total | | | | 336 | 212 | 124 |
| Health and Welfare | Health | Field Epidemiology and Laboratory (Masters) | 72 | 4 | 1 | 3 |
| | | Medicine | | 113 | 49 | 64 |
| | | Mental Health and Psycho-interventions (Masters) | | 0 | | |
| | | Public Health (Masters) | | 5 | 3 | 2 |
| Sub-total | | | | 122 | 53 | 69 |
| | | Tourism Entertainment | 81 | 27 | 18 | 9 |
| | | Tourism | | 1 | 0 | 1 |
| | | Management of Tourism Market | | 20 | 11 | 9 |
| | | Tourist Information | | 20 | 8 | 12 |
| Sub-total | | | | 68 | 37 | 31 |
| Total of Graduate Students | | | | 2280 | 1405 | 875 |

Table 33-Numbers of Graduate Students by Province of Birth

| Province of Birth | F | M | Total |
|--------------------|------------|-------------|-------------|
| Niassa | 9 | 22 | 31 |
| Cabo Delgado | 24 | 31 | 55 |
| Nampula | 17 | 53 | 70 |
| Zambézia | 38 | 106 | 144 |
| Tete | 11 | 31 | 42 |
| Manica | 11 | 27 | 38 |
| Sofala | 39 | 77 | 116 |
| Inhambane | 100 | 190 | 290 |
| Gaza | 79 | 136 | 215 |
| Maputo | 544 | 726 | 1270 |
| Foreigner | 3 | 6 | 9 |
| Grand Total | 875 | 1405 | 2280 |

6.1. Evolution of Numbers of Graduate Students by Faculty/ School and Course, 2014-2015

Table 34-Licenciatura Courses: Evolution of Numbers of Graduate Students by Faculty/ School and Course, 2014-2015

| Faculty/ School | Course | 2014 | 2015 |
|---|-------------------------------------|-------|-------|
| | | Total | Total |
| Faculty of Agronomy and Forestry Engineering | Agriculture Engineering | 35 | 51 |
| | Forestry Engineering | 11 | 10 |
| Sub-total | | 46 | 61 |
| Faculty of Architecture and Physical Planning | Architecture and Physical Planning | 17 | 15 |
| | | | 15 |
| Faculty of Sciences | Biology and Health | 18 | 14 |
| | Marine Biology, Aquatic and Coastal | 5 | 5 |

| | | | |
|--|--|------------|------------|
| | Biological Sciences | 7 | 5 |
| | Geographic Information Sciences | 11 | 22 |
| | Ecology and Conservation of Terrestrial Biodiversity | 7 | 6 |
| | Statistics | 43 | 31 |
| | Applied Biology | 6 | 6 |
| | Physics | 18 | 20 |
| | Geology | 8 | 14 |
| | Informatics | 31 | 39 |
| | Mathematics | 5 | 12 |
| | Meteorology | 8 | 13 |
| | Chemistry | 16 | 19 |
| Sub-total | | 181 | 206 |
| Faculty of Law | Law | 110 | 107 |
| Sub-total | | 110 | 107 |
| Faculty of Economics | Accounting and Finances | 35 | 39 |
| | Economics | 41 | 37 |
| | Management | 55 | 53 |
| | Business Managements | 9 | 15 |
| Sub-total | | 140 | 144 |
| Faculty of Education | Development and Infant Education | 16 | 17 |
| | Environmental Education | 11 | 19 |
| | Organization and Management de Education | 2 | 19 |
| | Psychology | 81 | 47 |
| Sub-total | | 110 | |
| Faculty of Engineering | Environmental Engineering | 9 | 5 |
| | Civil Engineering | 26 | 41 |
| | Electrical Engineering | 32 | 31 |
| | Electronic Engineering | 31 | 27 |
| | Informatics Engineering | 18 | 28 |
| | Mechanical Engineering | 21 | 23 |
| | Chemical Engineering | 21 | 29 |
| Sub-total | | 161 | 184 |
| Faculty of Philosophy | Philosophy | 14 | 47 |
| Sub-total | | 14 | |
| Faculty of Arts and Social Sciences | Public Administration | 46 | 106 |
| | Anthropology | 21 | 34 |
| | Archaeology and Cultural Heritage Management | | 8 |
| | Political Science | 21 | 47 |
| | French Teaching | 44 | 26 |
| | English Teaching | 31 | 26 |
| | Bantu Languages Teaching | 37 | 28 |
| | Portuguese Teaching | 27 | 49 |
| | Geography | 128 | 76 |

| | | | |
|--|---|------------|------------|
| | History | 28 | 45 |
| | Linguistics | 21 | 20 |
| | Linguistics and Literature | 13 | 10 |
| | Sociology | 38 | 63 |
| | Translation and Interpretation Portuguese/ French | 12 | 3 |
| | Translation and Interpretation Portuguese/ English | 33 | 8 |
| | Translation and Interpretation French/ Portuguese | | 21 |
| | Translation and Interpretation English/ Portuguese | | 28 |
| | Mozambican Literature | 1 | 17 |
| | Linguistics | | |
| Sub-total | | 501 | 615 |
| School of Communication and Arts | Journalism | 14 | 16 |
| | Information Sciences | 27 | 16 |
| | Theater | 1 | 3 |
| | Music | 11 | 6 |
| Sub-total | | 53 | 41 |
| School of Hotel and Tourism | Tourism Entertainment | 20 | 27 |
| | Management | 24 | 32 |
| | Management of Tourism Market | 29 | 20 |
| | Hotel Management | 18 | 18 |
| | Tourist Information | 26 | 20 |
| | Tourism | 0 | 1 |
| Sub-total | | 117 | 118 |
| School of Entrepreneurship and Business | Commercial Agriculture | 10 | 16 |
| | Agro-Business | 20 | 39 |
| | Commerce | 16 | 41 |
| | Finances | 33 | 39 |
| | Management and Leadership | 25 | 41 |
| Sub-total | | 104 | 176 |
| School of Rural Development | Agro-Processing | 17 | 22 |
| | Communication and Rural Extension | 56 | 70 |
| | Agrarian Economy | 25 | 53 |
| | Rural Engineering | 29 | 29 |
| | Agro-Production | 19 | 19 |
| | Animal Production | 23 | 29 |
| Sub-total | | 169 | 222 |
| School of Marine and Coastal Sciences | Marine Biology | 26 | |
| | Oceanography | 15 | |
| | Marine Chemistry | 7 | |
| Total | | 48 | 0 |
| Faculty of Medicine | Medicine | 111 | 113 |
| Sub-total | | 111 | 113 |

| | | | |
|-----------------------|---------------------|-------------|-------------|
| Faculty of Veterinary | Veterinary Medicine | 18 | 36 |
| Sub-total | | 18 | 36 |
| Grand Total | | 1900 | 2187 |

Table 35- Masters Courses: Evolution of Numbers of Graduate Students by Faculty/ School and Course, 2014-2015

| Faculty/ School | Course | 2014 | 2015 |
|--|---|-----------|-----------|
| | | Total | Total |
| Faculty of Agronomy and Forestry Engineering | Agrarian Development | 0 | |
| | Agrarian Sciences | 0 | |
| | Agrarian Economy | 2 | 2 |
| | Agrarian Economy - Policy Analysis and Agrarian Development Section | | 1 |
| | Education in Agrarian Sciences | 1 | |
| | Soil and Water Management-Water Management Section | 3 | |
| | Rural Development- Vegetal Production and Protection Section | 2 | 1 |
| | AD- Communication and Rural Transformation Section | | 1 |
| | Vegetal Protection | 5 | 1 |
| | Vegetal Production | 3 | 2 |
| | Management and Biodiversity Conservation | 1 | 3 |
| | Education in Agrarian Sciences- Educational Extension Section | 1 | 1 |
| | Agrarian Education | | 3 |
| | Education in Agrarian Sciences-Vegetal Protection Section | 1 | 1 |
| | Sub-total | 19 | 16 |
| Faculty of Sciences | Aquatic Biology and Coastal Ecosystems | 1 | 0 |
| | Software Engineering | 0 | 0 |
| | Chemical and Processing Local Resources | | 1 |
| | Information Systems | 0 | 4 |
| | Biotechnology | 4 | 1 |
| | Sub-total | 5 | 6 |
| Faculty of Law | Juridical -Economics -Sciences | 1 | 2 |
| | Juridical- Political-Sciences | 0 | 4 |
| | Social Rights | 0 | 2 |
| | | 0 | |
| | Sub-total | 1 | 8 |
| Faculty of Economics | Development Economics | 3 | 3 |
| | Master in Policy Management | 5 | 4 |
| | Master in Business Administration | 6 | 6 |
| | Sub-total | 14 | 13 |
| Faculty of Education | Adult Education | 1 | 5 |
| | Family and Community Therapy | 2 | 0 |
| | Administration and Management of Education | 7 | 3 |
| | Instructional and Curriculum Development | 1 | 2 |
| | Science and Mathematics Education | 3 | 2 |
| | Sub-total | 14 | 12 |
| School of Communication and Arts | Communication and Cooperation for Development | 1 | |

| Sub-total | | 1 | |
|---------------------------------------|--|----|----|
| Faculty of Arts and Social Sciences | Portuguese Teaching as a Second Language | 1 | 2 |
| | Governance and Public Administration | 2 | 7 |
| | Linguistics | 2 | 6 |
| | Mozambique and Southern History | | 2 |
| | Population and Development | 1 | 2 |
| | Rural Sociology and Development Management | 4 | 8 |
| Sub-total | | 10 | 27 |
| School of Marine and Coastal Sciences | Sustainable Aquaculture | 6 | |
| | Marine Biologye Management das Pescarias | 6 | |
| | Applied Oceanography | 6 | |
| Sub-total | | 18 | |
| Faculty of Medicine | Public Health | 4 | 5 |
| | Mental Health and Psycho-interventions | 2 | |
| | Field Epidemiology and Laboratory | 1 | 4 |
| Sub-total | | 7 | 9 |
| Faculty of Veterinary | Food Safety | 1 | |
| Sub-total | | 1 | |
| Grand Total | | 90 | 93 |

Table 36-Doctorate Courses: Evolution of Numbers of Graduate Students by Faculty/ School and Course, 2014-2015

| Faculty / School | Course | 2014 | 2015 |
|-------------------------------------|-------------|-------|-------|
| | | Total | Total |
| Faculty of Law | Law | 0 | 0 |
| | Subtotal | 0 | 0 |
| Faculty of Arts and Social Sciences | Linguistics | 0 | 1 |
| | Subtotal | 0 | |
| Total | | 1 | 1 |

Table 37-Evolution of Numbers of Graduate Students by Academic Degrees and Variation in Percentage,2014-2015

| Academic Degree | 2014 | 2015 | Variation in Percentage % |
|-----------------|------|------|---------------------------|
| Licenciatura | 1900 | 2187 | 95.92 |
| Masters | 90 | 92 | 4.04 |
| Doctorate | 0 | 1 | 0.04 |
| TOTAL | 1990 | 2280 | 100 |

7. TEACHING STAFF

Table 38-Numbers of Teaching Staff by Contractual Regime, Academic Qualifications and Gender

| Contractual Regime | Academic Qualifications | | | | | | | | | | | | | | | | | |
|--------------------|-------------------------|---|-------|--------------|-----|-------|---------|---|-------|---------|-----|-------|-----|----|-------|------|-----|-------|
| | Bachelor | | | Licenciatura | | | Diploma | | | Masters | | | PhD | | | All | | |
| | M | F | Total | M | F | Total | M | F | Total | M | F | Total | M | F | Total | M | F | Total |
| Full-Time | | | | 197 | 92 | 289 | 0 | 0 | 0 | 524 | 205 | 729 | 232 | 66 | 298 | 953 | 363 | 1316 |
| Part-Time | | | | 200 | 69 | 269 | 0 | 0 | 0 | 91 | 32 | 123 | 67 | 15 | 82 | 358 | 116 | 474 |
| Total | | | | 397 | 161 | 558 | 0 | 0 | 0 | 615 | 237 | 852 | 299 | 81 | 380 | 1311 | 479 | 1790 |

Table 39-Numbers of Full-Time Teaching Staff by Nationality, Academic Qualifications and Gender

| Nationality | Academic Qualifications | | | | | | | | | | | | | | | | | |
|-------------|-------------------------|---|-------|--------------|----|-------|---------|---|-------|---------|-----|-------|-----|----|-------|-----|-----|-------|
| | Bachelor | | | Licenciatura | | | Diploma | | | Masters | | | PhD | | | All | | |
| | M | F | Total | M | F | Total | M | F | Total | M | F | Total | M | F | Total | M | F | Total |
| Mozambican | 0 | 0 | 0 | 188 | 78 | 266 | 0 | 0 | 0 | 518 | 196 | 714 | 199 | 59 | 258 | 905 | 333 | 1238 |
| Foreigner | 0 | 0 | 0 | 9 | 14 | 23 | 0 | 0 | 0 | 6 | 9 | 15 | 33 | 7 | 40 | 48 | 30 | 78 |
| Total | 0 | 0 | 0 | 197 | 92 | 289 | 0 | 0 | 0 | 524 | 205 | 729 | 232 | 66 | 298 | 953 | 363 | 1316 |

Table 40-Numbers of Part-Time Teaching Staff by Nationality, Academic Qualifications and Gender

| Nationality | Academic Qualifications | | | | | | | | | | | | | | | | | |
|--------------|-------------------------|----------|----------|--------------|-----------|------------|----------|----------|----------|-----------|-----------|------------|-----------|-----------|-----------|------------|------------|------------|
| | Bachelor | | | Licenciatura | | | Diploma | | | Masters | | | PhD | | | All | | |
| | M | F | Total | M | F | Total | M | F | Total | M | F | Total | M | F | Total | M | F | Total |
| Mozambican | 0 | 0 | 0 | 200 | 69 | 269 | 0 | 0 | 0 | 91 | 32 | 123 | 62 | 13 | 75 | 353 | 114 | 467 |
| Foreigner | 0 | 0 | 0 | 0 | 0 | 0 | 0 | 0 | 0 | 0 | 0 | 0 | 5 | 2 | 7 | 5 | 2 | 7 |
| Total | 0 | 0 | 0 | 200 | 69 | 269 | 0 | 0 | 0 | 91 | 32 | 123 | 67 | 15 | 82 | 358 | 116 | 474 |

Table 41-Numbers of Teaching Staff by Type of Contractual Regime, Academic Qualifications and Gender

| Type of Contractual Regime | Academic Qualifications | | | | | | | | | | | | | | | | | |
|----------------------------|-------------------------|---|-------|--------------|------------|------------|---------|---|-------|------------|------------|------------|------------|-----------|------------|-------------|------------|-------------|
| | Bachelor | | | Licenciatura | | | Diploma | | | Masters | | | PhD | | | All | | |
| | M | F | Total | M | F | Total | M | F | Total | M | F | Total | M | F | Total | M | F | Total |
| UEM Staff | | | | 200 | 95 | 295 | | | | 523 | 205 | 728 | 239 | 64 | 303 | 962 | 364 | 1326 |
| On Contract Basis | | | | 197 | 66 | 263 | | | | 92 | 32 | 124 | 60 | 17 | 77 | 349 | 115 | 464 |
| Total | | | | 397 | 161 | 558 | | | | 615 | 237 | 852 | 299 | 81 | 380 | 1311 | 479 | 1790 |

Table 42-Numbers of Teaching Staff with Managerial Position

| Position / Job Title | M | F | Grand Total |
|--------------------------------|------------|-----------|-------------|
| Rector | 1 | 0 | 1 |
| Vice-Rector | 1 | 1 | 2 |
| Director of Faculty | 13 | 2 | 15 |
| Deputy Director of Faculty | 27 | 13 | 40 |
| National Director | 15 | 7 | 22 |
| Deputy National Director | 5 | 5 | 10 |
| Head of Departament | 74 | 29 | 103 |
| Course Director | 55 | 18 | 73 |
| Head of <i>Repartição</i> | 1 | 1 | 2 |
| Head of Section | 36 | 15 | 51 |
| Rectorate Advisory | 3 | 1 | 4 |
| Assistent | 1 | 0 | 1 |
| Director of Maintenance Centre | 1 | 0 | 1 |
| Grand Total | 233 | 92 | 325 |

Table 43-Evolution of Numbers of Teaching Staff by Academic Degrees, 2011-2015

| Academic Degrees | 2011 | | | 2012 | | | 2013 | | | 2014 | | | 2015 | | |
|------------------|-------------|------------|-------------|-------------|------------|-------------|-------------|------------|-------------|-------------|------------|-------------|-------------|------------|-------------|
| | M | F | T | M | F | T | M | F | T | M | F | T | M | F | T |
| Doctorate | 238 | 70 | 308 | 252 | 81 | 333 | 276 | 76 | 352 | 295 | 79 | 374 | 399 | 81 | 380 |
| Masters | 430 | 158 | 588 | 522 | 203 | 725 | 589 | 218 | 807 | 612 | 233 | 845 | 615 | 237 | 852 |
| Licenciatura | 497 | 172 | 669 | 452 | 149 | 601 | 382 | 139 | 521 | 397 | 159 | 556 | 397 | 161 | 558 |
| Bachelor' Degree | 6 | 2 | 8 | 0 | 0 | 0 | 0 | 0 | 0 | 0 | 0 | 0 | 0 | 0 | 0 |
| Total | 1171 | 402 | 1573 | 1226 | 433 | 1659 | 1247 | 433 | 1680 | 1304 | 471 | 1775 | 1311 | 479 | 1790 |

M: Male; F: Female; T: Total

Table 44- Numbers of Teaching Staff by Organic Unities (Faculties, Schools and Centres) and No Organic Unities by Professional Categories and Gender

| Faculty/ School | Professional Categories | | | | | | | | | | | | | | | Total | | |
|---|-------------------------|-----|-----|-----------|-----|-----|---------------------|-----|----|---------------------|----|----|----------------|----|---|-------|------|-----|
| | Trainee Assistant | | | Assistant | | | Assistant Professor | | | Associate Professor | | | Full Professor | | | | | |
| | T | M | F | T | M | F | T | M | F | T | M | F | T | M | F | T | M | F |
| School of Communication and Arts | 51 | 36 | 15 | 19 | 11 | 8 | 3 | 3 | 0 | 0 | 0 | 0 | 0 | 0 | 0 | 73 | 50 | 23 |
| School of Sport Sciences | 28 | 20 | 8 | 5 | 3 | 2 | 1 | 0 | 1 | 0 | 0 | 0 | 0 | 0 | 0 | 34 | 23 | 11 |
| School of Marine and Coastal Sciences | 22 | 12 | 10 | 12 | 8 | 4 | 0 | 0 | 0 | 1 | 1 | 0 | 0 | 0 | 0 | 35 | 21 | 14 |
| School of Rural Development | 30 | 17 | 13 | 51 | 38 | 13 | 1 | 1 | 0 | 2 | 2 | 0 | 0 | 0 | 0 | 84 | 58 | 26 |
| School of Hotel and Tourism | 18 | 14 | 4 | 33 | 25 | 8 | 0 | 0 | 0 | 0 | 0 | 0 | 0 | 0 | 0 | 51 | 39 | 12 |
| School of Entrepreneurship and Business | 25 | 20 | 5 | 36 | 30 | 6 | 0 | 0 | 0 | 0 | 0 | 0 | 0 | 0 | 0 | 61 | 50 | 11 |
| Subtotal | 174 | 119 | 55 | 156 | 115 | 41 | 5 | 4 | 1 | 3 | 3 | 0 | 0 | 0 | 0 | 338 | 241 | 97 |
| Faculty of Agronomy and Forestry Engineering | 22 | 13 | 9 | 43 | 27 | 16 | 15 | 12 | 3 | 7 | 5 | 2 | 0 | 0 | 0 | 87 | 57 | 30 |
| Faculty of Architecture and Physical Planning | 8 | 6 | 2 | 31 | 27 | 4 | 5 | 5 | 0 | 1 | 1 | 0 | 1 | 1 | 0 | 46 | 40 | 6 |
| Faculty of Sciences | 81 | 64 | 17 | 135 | 98 | 37 | 39 | 33 | 6 | 33 | 27 | 6 | 8 | 8 | 0 | 296 | 230 | 66 |
| Faculty of Law | 30 | 25 | 5 | 31 | 22 | 9 | 7 | 7 | 0 | 0 | 0 | 0 | 0 | 0 | 0 | 68 | 54 | 14 |
| Faculty of Economics | 58 | 40 | 18 | 25 | 21 | 4 | 11 | 11 | 0 | 4 | 3 | 1 | 0 | 0 | 0 | 98 | 75 | 23 |
| Faculty of Education | 22 | 14 | 8 | 68 | 43 | 25 | 16 | 14 | 2 | 4 | 3 | 1 | 0 | 0 | 0 | 110 | 74 | 36 |
| Faculty of Engineering | 53 | 38 | 15 | 59 | 55 | 4 | 27 | 22 | 5 | 12 | 12 | 0 | 1 | 1 | 0 | 152 | 128 | 24 |
| Faculty of Philosophy | 5 | 3 | 2 | 18 | 16 | 2 | 1 | 1 | 0 | 3 | 3 | 0 | 0 | 0 | 0 | 27 | 23 | 4 |
| Faculty of Arts and Social Sciences | 49 | 39 | 10 | 162 | 119 | 43 | 40 | 33 | 7 | 14 | 8 | 6 | 1 | 1 | 0 | 266 | 200 | 66 |
| Faculty of Medicine | 63 | 34 | 29 | 75 | 43 | 32 | 41 | 24 | 17 | 9 | 4 | 5 | 1 | 1 | 0 | 189 | 106 | 83 |
| Faculty of Veterinary | 16 | 9 | 7 | 26 | 14 | 12 | 20 | 11 | 9 | 1 | 1 | 0 | 1 | 0 | 1 | 64 | 35 | 29 |
| Subtotal | 407 | 285 | 122 | 673 | 485 | 188 | 222 | 173 | 49 | 88 | 67 | 21 | 13 | 12 | 1 | 1403 | 1022 | 381 |
| No Organic Unities | 1 | 1 | 0 | 32 | 17 | 15 | 9 | 5 | 4 | 6 | 4 | 2 | 1 | 1 | 0 | 49 | 28 | 21 |
| Subtotal | 1 | 1 | 0 | 32 | 17 | 15 | 9 | 5 | 4 | 6 | 4 | 2 | 1 | 1 | 0 | 49 | 28 | 21 |
| GRAND TOTAL | 582 | 405 | 177 | 861 | 617 | 244 | 236 | 182 | 54 | 97 | 74 | 23 | 14 | 13 | 1 | 1790 | 1291 | 499 |

8. TECHNICAL AND ADMINISTRATIVE STAFF (CTA)

Table 45-Numbers of CTA by Contractual Regime, Academic Qualifications and Gender

| Contractual Regime | Academic Qualifications | | | | | | | | | | | | | | | | | | All | | |
|--------------------|-------------------------|-----|-----|-------|-----|-----|----------------|-----|-----|----------|---|----|--------------|-----|-----|---------------|---|----|------|------|------|
| | Elementaru | | | Basic | | | Pre-University | | | Bachelor | | | Licenciatura | | | Post-Graduate | | | M | F | T |
| | M | F | T | M | F | T | M | F | T | M | F | T | M | F | T | M | F | T | | | |
| Full-Time | 535 | 218 | 753 | 455 | 203 | 658 | 482 | 377 | 859 | 11 | 8 | 19 | 242 | 220 | 462 | 21 | 8 | 29 | 1746 | 1034 | 2780 |
| Part-Time | 0 | 0 | 0 | 0 | 0 | 0 | 0 | 0 | 0 | 0 | 0 | 0 | 0 | 0 | 0 | 0 | 0 | 0 | 0 | 0 | 0 |
| Total | 535 | 218 | 753 | 455 | 203 | 658 | 482 | 377 | 859 | 11 | 8 | 19 | 242 | 220 | 462 | 21 | 8 | 29 | 1746 | 1034 | 2780 |

Table 46-Numbers of Full-Time CTA by Nationality, Academic Qualifications and Gender

| Nationality | Academic Qualifications | | | | | | | | | | | | | | | | | | All | | |
|-------------|-------------------------|-----|-----|-------|-----|-----|----------------|-----|-----|----------|---|----|--------------|-----|-----|---------------|---|----|------|------|------|
| | Elementary | | | Basic | | | Pre-University | | | Bachelor | | | Licenciatura | | | Post-Graduate | | | M | F | T |
| | M | F | T | M | F | T | M | F | T | M | F | T | M | F | T | M | F | T | | | |
| Mozambican | 535 | 218 | 753 | 455 | 203 | 658 | 482 | 377 | 859 | 11 | 8 | 19 | 242 | 220 | 462 | 21 | 8 | 29 | 1746 | 1034 | 2780 |
| Foreigner | 0 | 0 | 0 | 0 | 0 | 0 | 0 | 0 | 0 | 0 | 0 | 0 | 0 | 0 | 0 | 0 | 0 | 0 | 0 | 0 | 0 |
| Total | 535 | 218 | 753 | 455 | 203 | 658 | 482 | 377 | 859 | 11 | 8 | 19 | 242 | 220 | 462 | 21 | 8 | 29 | 1746 | 1034 | 2780 |

Table 47-Numbers of Part-Time CTA by Nationality, Academic Qualifications and Gender

| Nationality | Academic Qualifications | | | | | | | | | | | | | | | | | | All | | |
|-------------|-------------------------|---|---|-------|---|---|----------------|---|---|----------|---|---|--------------|---|---|---------------|---|---|-----|---|---|
| | Elementary | | | Basic | | | Pre-University | | | Bachelor | | | Licenciatura | | | Post-Graduate | | | M | F | T |
| | M | F | T | M | F | T | M | F | T | M | F | T | M | F | T | M | F | T | | | |
| Mozambican | 0 | 0 | 0 | 0 | 0 | 0 | 0 | 0 | 0 | 0 | 0 | 0 | 0 | 0 | 0 | 0 | 0 | 0 | 0 | 0 | 0 |
| Foreigner | 0 | 0 | 0 | 0 | 0 | 0 | 0 | 0 | 0 | 0 | 0 | 0 | 0 | 0 | 0 | 0 | 0 | 0 | 0 | 0 | 0 |

| | | | | | | | | | | | | | | | | | | | | | |
|-------|---|---|---|---|---|---|---|---|---|---|---|---|---|---|---|---|---|---|---|---|---|
| Total | 0 | 0 | 0 | 0 | 0 | 0 | 0 | 0 | 0 | 0 | 0 | 0 | 0 | 0 | 0 | 0 | 0 | 0 | 0 | 0 | 0 |
|-------|---|---|---|---|---|---|---|---|---|---|---|---|---|---|---|---|---|---|---|---|---|

Table 48-Numbers of CTA by Contractual Regime, Academic Qualifications and Gender

| Type of Contractual Regime | Academic Qualifications | | | | | | | | | | | | | | | | | | All | | |
|----------------------------|-------------------------|-----|-----|-------|-----|-----|----------------|-----|-----|----------|---|----|--------------|-----|-----|---------------|---|----|------|------|------|
| | Elementary | | | Basic | | | Pre-University | | | Bachelor | | | Licenciatura | | | Post-Graduate | | | M | F | T |
| | M | F | T | M | F | T | M | F | T | M | F | T | M | F | T | M | F | T | | | |
| UEM Staff | 494 | 190 | 684 | 309 | 155 | 464 | 440 | 359 | 799 | 8 | 7 | 15 | 225 | 211 | 436 | 21 | 8 | 29 | 1497 | 930 | 2427 |
| On Contract Basis | 41 | 28 | 69 | 146 | 48 | 194 | 42 | 18 | 60 | 3 | 1 | 4 | 17 | 9 | 26 | 0 | 0 | 0 | 249 | 104 | 353 |
| Total | 535 | 218 | 753 | 455 | 203 | 658 | 482 | 377 | 859 | 11 | 8 | 19 | 242 | 220 | 462 | 21 | 8 | 29 | 1746 | 1034 | 2780 |

Table 49-Numbers of *CTA* with Managerial Position and Gender

| Position/ Job Title | Male | Female | Grand Total |
|-----------------------------|-------------|---------------|--------------------|
| Director | 6 | 5 | 11 |
| Deputy National Director | 5 | 6 | 11 |
| Director of Faculty | 1 | 0 | 1 |
| Deputy Director of Faculty | 0 | 1 | 1 |
| Administrator | 9 | 4 | 13 |
| Head of Departament | 59 | 30 | 89 |
| Head of <i>Repartição</i> | 97 | 58 | 155 |
| Head of Library | 6 | 1 | 7 |
| Head of laboratory | 12 | 7 | 19 |
| Head of Central Secretariat | 10 | 13 | 23 |
| Head of Central Section | 117 | 60 | 177 |
| Head of Workshop | 3 | 0 | 3 |
| Head of Secretariat | | | |
| Assistant of Rectorate | 0 | 3 | 3 |
| Management Secretary | 0 | 2 | 2 |
| Public Relations Secretary | 1 | 3 | 4 |
| Particular Assistant | | | |
| Grand Total | 326 | 193 | 519 |

Table 8.6 Staff in Training

| Degree to Obtain | Teaching Staff | Scientific Researcher | Technical and Administrative Staff | Grand Total |
|-------------------------|-----------------------|------------------------------|---|--------------------|
| Post - Doctorate | 1 | 0 | 0 | 1 |
| Doctorate | 129 | 13 | 4 | 146 |
| Masters | 116 | 9 | 56 | 181 |
| Licenciatura | 0 | 1 | 216 | 217 |
| Bachelor´s Degree | 0 | 0 | 0 | 0 |
| Pre-University | 0 | 0 | 28 | 28 |
| Grand Total | 246 | 23 | 304 | 573 |

9. UEM's GLOBAL BUDGET

Table 50- Revenues

| Source of Funding | Approved Budget | | Available Amount | | Superavit/Deficit |
|----------------------------|------------------|----------------|------------------|----------------|-------------------|
| | Thousands of MZN | Million of USD | Thousands of MZN | Million of USD | Million of USD |
| State Budget | 2,322,316 | 74,433 | 2,428,676 | 77,842 | 3,409 |
| Current Budget | 2,023,613 | 64,859 | 2,080,169 | 66,672 | 1,813 |
| Salaries and Remunerations | 1,450,810 | 46,500 | 1,507,543 | 48,319 | 1,818 |
| Current expenses | 572,803 | 18,359 | 572,626 | 18,353 | -6 |
| Investment Budget | 298,703 | 9,574 | 348,507 | 11,170 | 1,596 |
| Donations | 302,091 | 9,012 | 396,982 | 12,724 | 3,712 |
| Own revenues | 496,058 | 15,899 | 553,895 | 17,753 | -1,046 |
| Opening Balance 2014 | - | - | 90,476.17 | 2,900 | |
| Own revenues of Period | 496,058 | 15,899 | 463,419 | 14,853 | -1,046 |
| Fees | 306,025.14 | 9,808 | 302,285.02 | 9,689 | -120 |
| Goods and Material Sold | 10,253.00 | 329 | 16,606.18 | 532 | 203.6 |
| Services sold | 119,665.14 | 3,835 | 46,052.32 | 1,476 | -2,359.4 |
| Sponsorship for events | 9,666.86 | 310 | 921.93 | 30 | -280.3 |
| Other revenues | 50,448.00 | 1,617 | 97,553.35 | 3,127 | 1,509.8 |
| Total | 3,120,465 | 100,015 | 3,379,553 | 108,319 | 8,304 |

Source: Universidade Eduardo Mondlane Finance Directorate – 2015.

Approved Exchange Rate (Source: Ministério da Planificação e Desenvolvimento, Moçambique): **31.58 (USD)**

Table 51-Expenses

| Source of Funding | Available Amount | | Expenses | | Balance | Execution(%) |
|----------------------------|------------------|----------------|------------------|----------------|------------------|--------------|
| | Thousands of MZN | Million of USD | Thousands of MZN | Million of USD | Thousands of MZN | |
| State Budget | 2,428,676 | 77,842 | 2,399,245 | 76,899 | 29,431 | 99% |
| Current Budget | 2,080,169 | 66,672 | 2,050,738 | 65,729 | 29,431 | 99% |
| Salaries | 1,507,543 | 48,319 | 1,507,507 | 48,318 | 36 | 100% |
| Current expenses | 572,626 | 18,353 | 543,231 | 17,411 | 29,395 | 95% |
| Investment Budget | 348,507 | 11,170 | 348,507 | 11,170 | 0 | 100% |
| External funding | 396,982 | 12,724 | 225,150 | 7,216 | 5,507 | 57% |
| Donations | 396,982 | 12,724 | 225,150 | 7,216 | 5,507 | 57% |
| Own revenues | 553,895 | 17,753 | 475,601 | 15,244 | 2,509 | 86% |
| Personnel expenses | 214,389.71 | - | 257,875 | 8,265 | - | - |
| Goods and services | 140,696.71 | - | 161,692 | 5,182 | - | - |
| Other expenses | 10,063.34 | - | 23,996 | 769 | - | - |
| Investment expenses | 28,942.69 | - | 32,038 | 1,027 | - | - |
| PPP | | | | | | |
| Total | 3,379,553 | 108,319 | 3,099,997 | 99,359 | 279,557 | 92% |

Source: Finance Directorate, Eduardo Mondlane University – 2015.

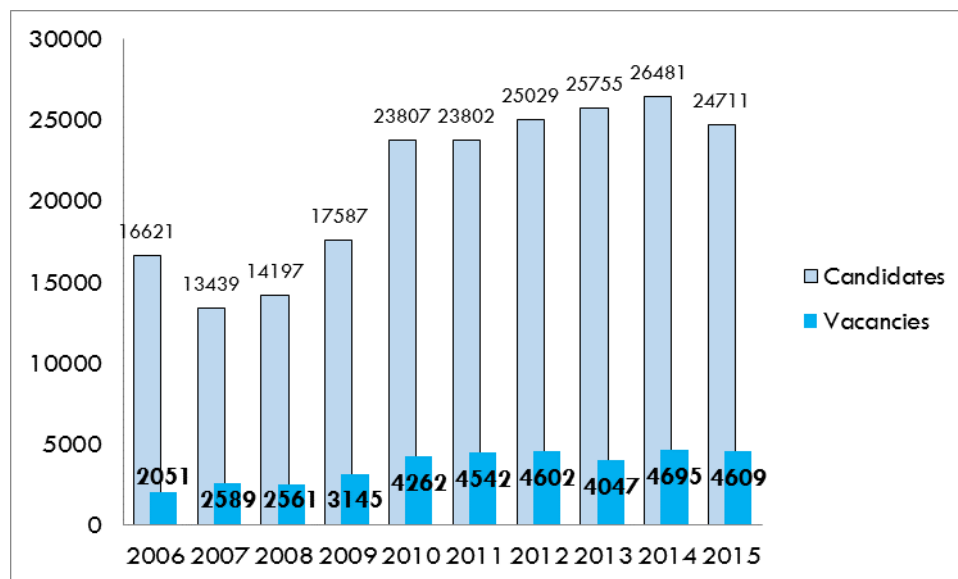
Table 52-Evolution of UEM's Global Budget, 2010-2015**A. REVENUES (Values in Thousands)**

| Source of Funding | 2010 | | 2011 | | 2012 | | 2013 | | 2014 | | 2015 | |
|----------------------------------|------------------|----------------|------------------|----------------|------------------|----------------|------------------|----------------|------------------|----------------|------------------|----------------|
| | Thousands of MZN | Million of USD | Thousands of MZN | Million of USD | Thousands of MZN | Million of USD | Thousands of MZN | Million of USD | Thousands of MZN | Million of USD | Thousands of MZN | Million of USD |
| State Budget | 1,156,376 | 35,063 | 1,284,442 | 40,013.77 | 1,470,196 | 45,800 | 1,953,580 | 61,861 | 2,334,717 | 76,548 | 2,428,676 | 77,842 |
| Current Budget | 1,102,352 | 33,425 | 1,219,618 | 37,994 | 1,370,196 | 42,685 | 1,661,080 | 52,599 | 1,904,428 | 62,440 | 2,080,169 | 66,672 |
| Salary Fund | 832,718 | 25,249 | 989,915 | 30,838 | 1,066,230 | 33,216 | 1,204,717 | 38,148 | 1,354,474 | 44,409 | 1,507,543 | 48,319 |
| Current expenses | 269,634 | 8,176 | 229,703 | 7,156 | 303,966 | 9,469 | 456,363 | 14,451 | 549,954 | 18,031 | 572,626 | 18,353 |
| Investments | 54,024 | 1,638 | 64,824 | 2,019 | 100,000 | 3,115 | 292,500 | 9,262 | 430,289 | 14,108 | 348,507 | 11,170 |
| External funding (Donations) | 103,744 | 3,458 | 210,213 | 6,549 | 286,023 | 8,910 | 312,188 | 9,886 | 301,819 | 9,896 | 396,982 | 12,724 |
| Credits | 132,000 | 4,400 | 100,000 | 3,115 | - | - | - | - | - | - | - | - |
| Own revenues | 346,732 | 11,558 | 421,615 | 13,134 | 464,362 | 14,466 | 496,195 | 15,712 | 567,546 | 18,608 | 553,895 | 17,753 |
| Public-private partnership (PPP) | - | - | - | - | - | - | - | - | 154,000 | 5,049 | - | - |
| Total | 1,738,852 | 54,479 | 2,016,270 | 62,812 | 2,220,581 | 69,177 | 2,761,963 | 87,459 | 3,358,082 | 110,101 | 3,379,553 | 108,319 |

Source: Finance Directorate, Eduardo Mondlane University – 2015.

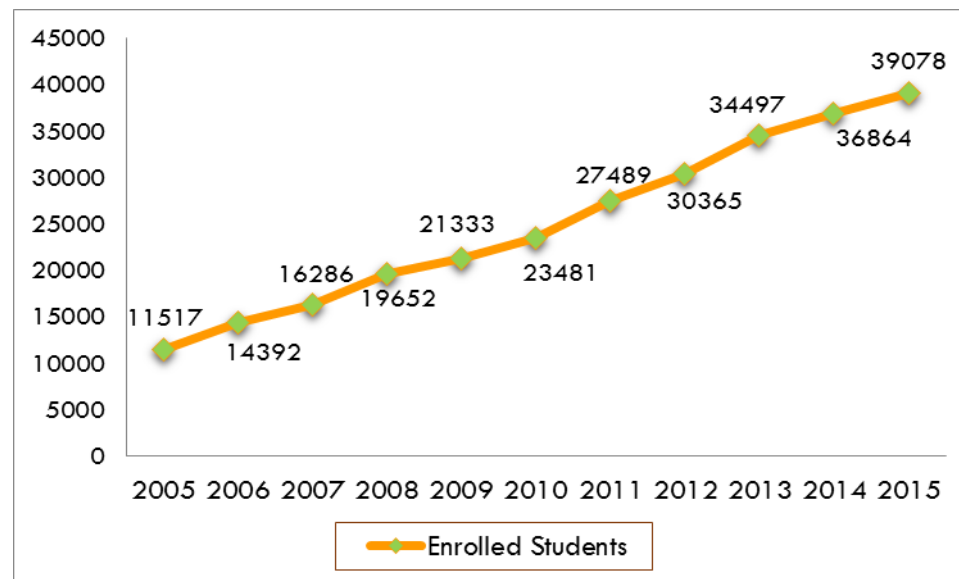
10. GRAPHICS

Graphic 1-Numbers of Candidates and Vacancies, 2006 -2015



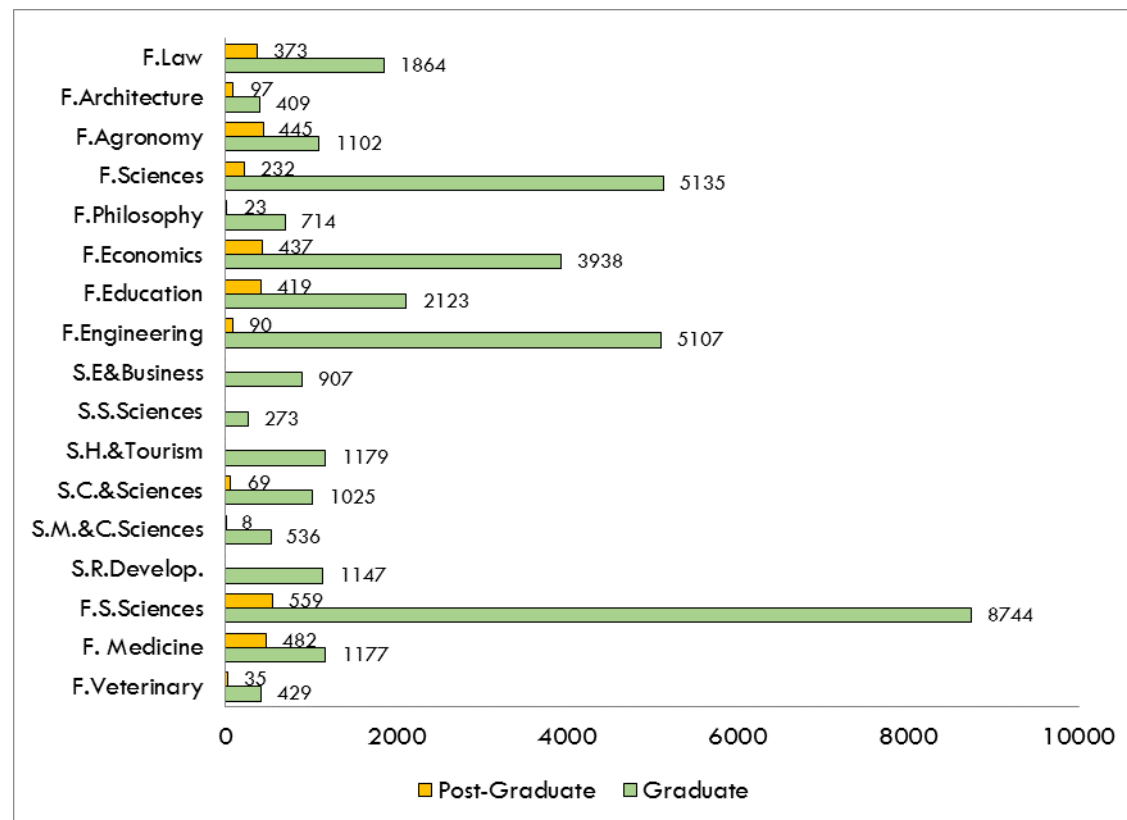
Source: Pedagogic Directorate

Graphic 2-Evolution of Numbers of Enrolled Students, 2005-2015



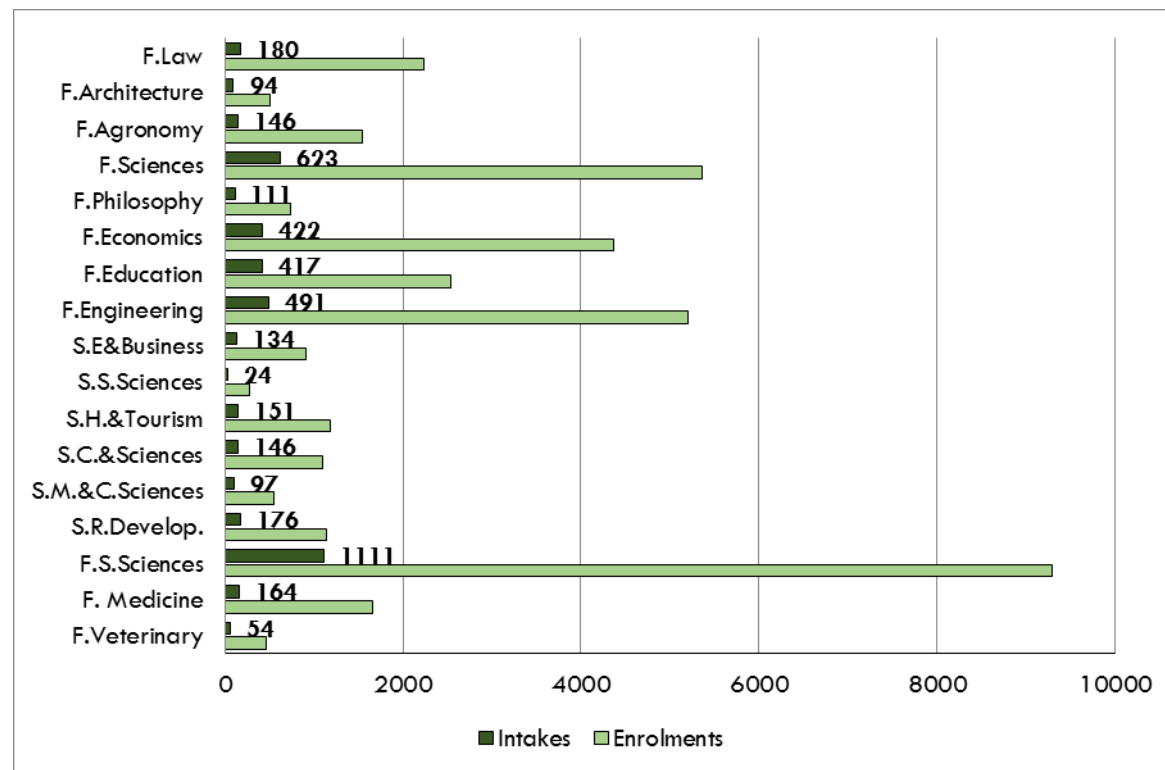
Source: Academic Registry Directorate

Graphic 3-Numbers of Enrolled Students by Faculty/ School



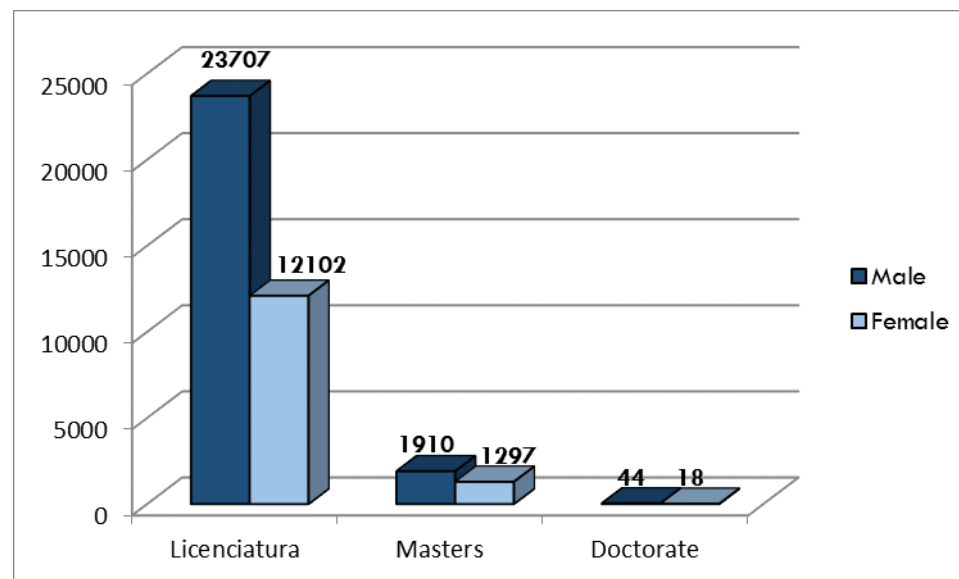
Source: Academic Registry Directorate

Graphic 4-Numbers of Enrolled Students and New Intake Students by Faculty/ School



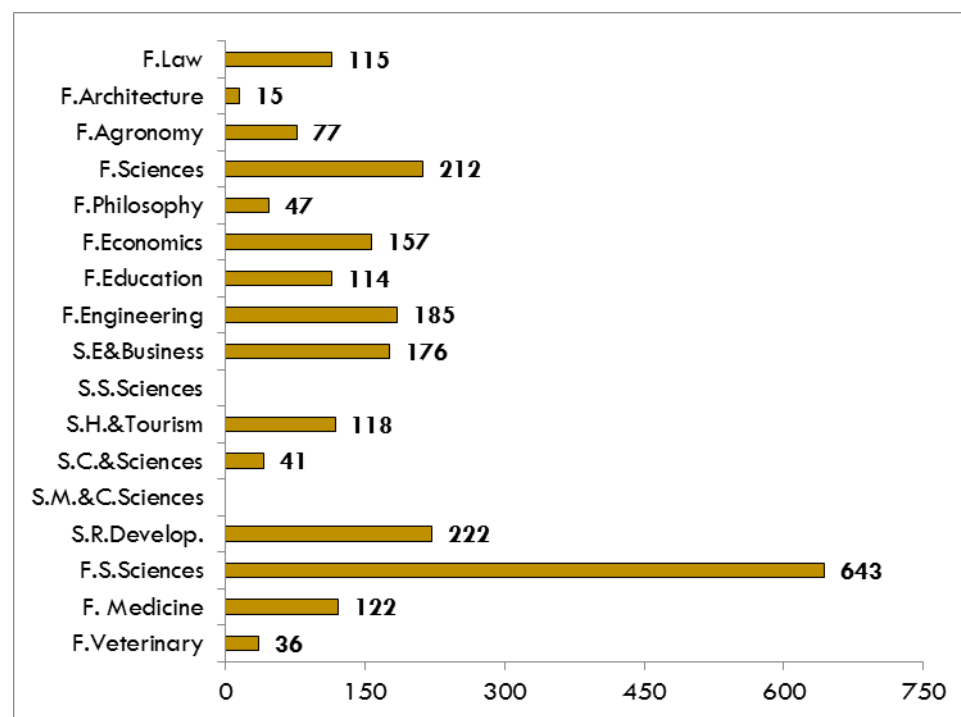
Source: Academic Registry Directorate

Graphic 5-Numbers of Enrolled Students by Academic Degree and Gender



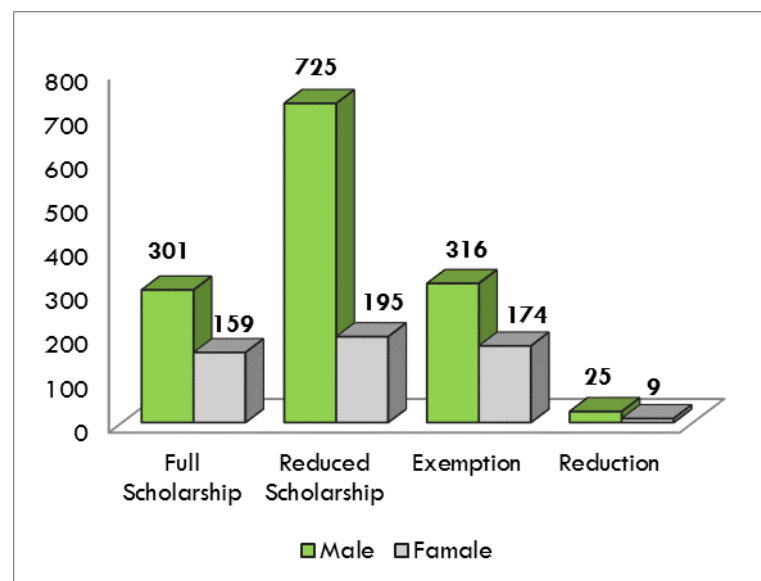
Source: Academic Registry Directorate

Graphic 6-Numbers of Graduate Students by Faculty/ School



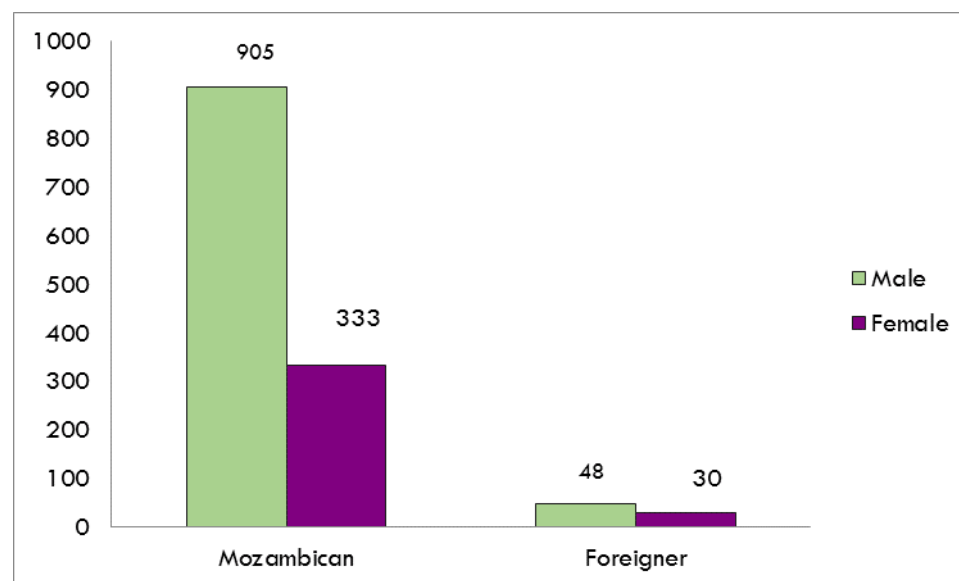
Source: Academic Registry Directorate

Graphic 7- Numbers of Students with Scholarship by Types of Scholarship and Fees



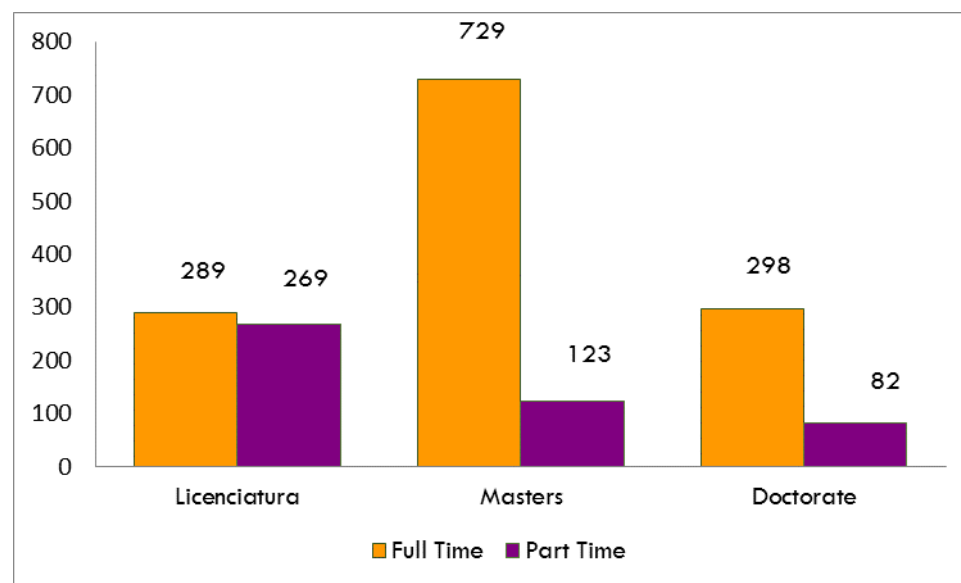
Source: Academic Registry Directorate

Graphic 8-Numbers of Full-Time Teaching Staff by Nationality and Gender



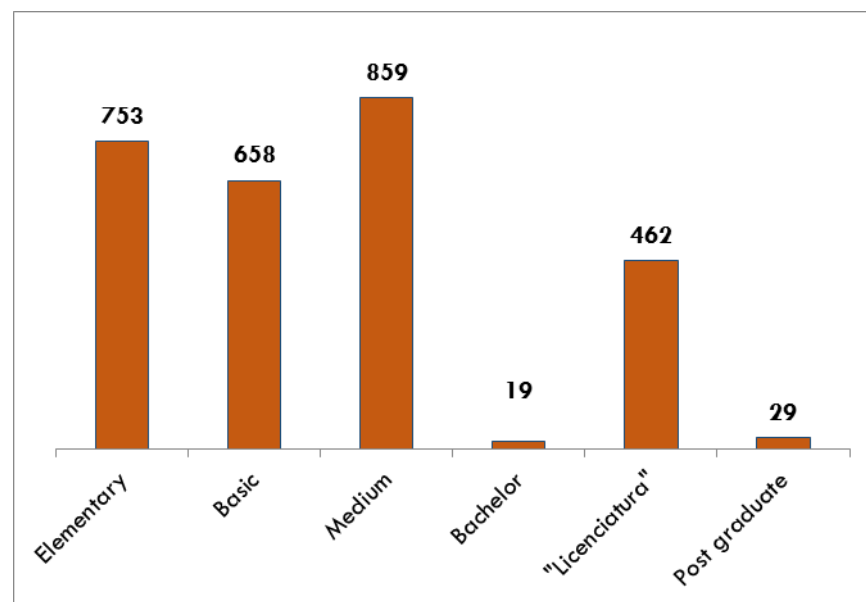
Fonte: Source: Human Resources Directorate

Graphic 9- Numbers of Teaching Staff by Contractual Regime and Academic Degree



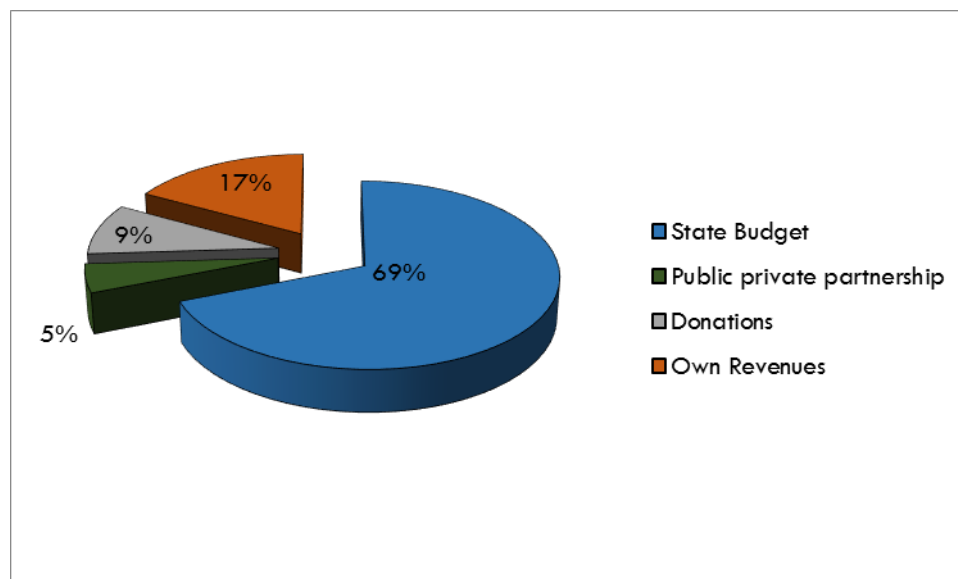
Source: Human Resources Directorate

Graphic 10-Numbers of Technical and Administrative Staff by Academic Degree



Source: Human Resources Directorate

Graphic 11-UEM's Budget by Source of Funding



Source: Finance Directorate

11. SOURCES OF INFORMATION

UEM - 2013 Relatório Final (Mapas de Exames de Admissão)– Direcção Pedagógica

UEM - Direcção de Recursos Humanos.

UEM - Direcção do Registo Académico.

UEM - Direcção de Finanças.